




PATHEL
INDUSTRIE



COUPLINGS & ACCESSORIES

1st EDITION



PATHEL
INDUSTRIE



CONTENTS PAGE

> Camlock	4
Aluminium.....	04-06
Brass	07-09
Stainless steel	10-13
<i>Flanged came</i>	14
<i>Autolock</i>	15
Bronze	16-18
Polypropylene.....	19-21
Gaskets	22-23
Replacement	24
> Guillemin	26
Stainless steel	26-27
Aluminium.....	28-29
> Double Spiral Shank.....	30
> Express	32
European.....	32
American	33
Express.....	34-35
Geeka.....	36
> Storz	37
> Tankwagen	40
> Lever Lock	42
> DIN 2817	46
> Boss Couplings	48
> King Combination	50
> Clamps	54
> Bandi-It	56
> 150lb Malleable Iron	58
> Accessories	72
<i>Whipchecks, valves, strainers, flanges...</i>	



ALUMINIUM

**Adapter type A female BSPP threaded**

Nominal size	Thread	Reference
DN15	G1/2"	A050AL
DN20	G3/4"	A075AL
DN25	G1"	A100AL
DN32	G1"1/4	A125AL
DN40	G1"1/2	A150AL
DN50	G2"	A200AL
DN65	G2"1/2	A250AL
DN80	G3"	A300AL
DN100	G4"	A400AL
DN125	G5"	A500AL
DN150	G6"	A600AL
DN200	G8"	A800AL

! NPT available upon request



ALUMINIUM

Stainless steel arms and NBR gasket.

**Coupler type B male BSPT threaded**

Nominal size	Thread	Reference
DN15	G1/2"	B050AL
DN20	G3/4"	B075AL
DN25	G1"	B100AL
DN32	G1"1/4	B125AL
DN40	G1"1/2	B150AL
DN50	G2"	B200AL
DN65	G2"1/2	B250AL
DN80	G3"	B300AL
DN100	G4"	B400AL
DN125	G5"	B500AL
DN150	G6"	B600AL
DN200	G8"	B800AL

! NPT available upon request



ALUMINIUM

Stainless steel arms and NBR gasket.

**Coupler Type C with grooved hose-shank**

Nominal size	Size	Reference
DN15	16mm	C050AL
DN20	21mm	C075AL
DN25	27mm	C100AL
DN32	34mm	C125AL
DN40	40mm	C150AL
DN50	51mm	C200AL
DN65	64mm	C250AL
DN80	76mm	C300AL
DN100	103mm	C400AL
DN125	128mm	C500AL
DN150	152mm	C600AL
DN200	200mm	C800AL

Coupler type D female BSPP threaded



Nominal size	Thread	Reference
DN15	G1/2"	D050AL
DN20	G3/4"	D075AL
DN25	G1"	D100AL
DN32	G1"1/4	D125AL
DN40	G1"1/2	D150AL
DN50	G2"	D200AL
DN65	G2"1/2	D250AL
DN80	G3"	D300AL
DN100	G4"	D400AL
DN125	G5"	D500AL
DN150	G6"	D600AL
DN200	G8"	D800AL



ALUMINIUM

Stainless steel arms and NBR gasket.

 NPT available upon request

Adapter type E with grooved hose-shank



Nominal size	Size	Reference
DN15	16mm	E050AL
DN20	21mm	E075AL
DN25	27mm	E100AL
DN32	34mm	E125AL
DN40	40mm	E150AL
DN50	51mm	E200AL
DN65	64mm	E250AL
DN80	76mm	E300AL
DN100	103mm	E400AL
DN125	128mm	E500AL
DN150	152mm	E600AL
DN200	200mm	E800AL



ALUMINIUM

Adapter type F male BSPT threaded



Nominal size	Thread	Reference
DN15	G1/2"	F050AL
DN20	G3/4"	F075AL
DN25	G1"	F100AL
DN32	G1"1/4	F125AL
DN40	G1"1/2	F150AL
DN50	G2"	F200AL
DN65	G2"1/2	F250AL
DN80	G3"	F300AL
DN100	G4"	F400AL
DN125	G5"	F500AL
DN150	G6"	F600AL
DN200	G8"	F800AL



ALUMINIUM

 NPT available upon request



Stainless steel arms and NBR gasket.

Dust cap type DC

Nominal size	Size	Reference
DN15	1/2"	DC050AL
DN20	3/4"	DC075AL
DN25	1"	DC100AL
DN32	1"1/4	DC125AL
DN40	1"1/2	DC150AL
DN50	2"	DC200AL
DN65	2"1/2	DC250AL
DN80	3"	DC300AL
DN100	4"	DC400AL
DN125	5"	DC500AL
DN150	6"	DC600AL
DN200	8"	DC800AL



Dust plug type DP

Nominal size	Size	Reference
DN15	1/2"	DP050AL
DN20	3/4"	DP075AL
DN25	1"	DP100AL
DN32	1"1/4	DP125AL
DN40	1"1/2	DP150AL
DN50	2"	DP200AL
DN65	2"1/2	DP250AL
DN80	3"	DP300AL
DN100	4"	DP400AL
DN125	5"	DP500AL
DN150	6"	DP600AL
DN200	8"	DP800AL

Adapter type A female BSPP threaded

Nominal size	Thread	Reference
DN15	G1/2"	A050BR
DN20	G3/4"	A075BR
DN25	G1"	A100BR
DN32	G1"1/4	A125BR
DN40	G1"1/2	A150BR
DN50	G2"	A200BR
DN65	G2"1/2	A250BR
DN80	G3"	A300BR
DN100	G4"	A400BR
DN125	G5"	A500BR
DN150	G6"	A600BR



BRASS

 NPT available upon request

Coupler type B male BSPT threaded

Nominal size	Thread	Reference
DN15	G1/2"	B050BR
DN20	G3/4"	B075BR
DN25	G1"	B100BR
DN32	G1"1/4	B125BR
DN40	G1"1/2	B150BR
DN50	G2"	B200BR
DN65	G2"1/2	B250BR
DN80	G3"	B300BR
DN100	G4"	B400BR
DN125	G5"	B500BR
DN150	G6"	B600BR



BRASS

Stainless steel arms and NBR gasket.

 NPT available upon request

Coupler Type C with grooved hose-shank

Nominal size	Size	Reference
DN15	16mm	C050BR
DN20	21mm	C075BR
DN25	27mm	C100BR
DN32	34mm	C125BR
DN40	40mm	C150BR
DN50	51mm	C200BR
DN65	64mm	C250BR
DN80	76mm	C300BR
DN100	103mm	C400BR
DN125	128mm	C500BR
DN150	152mm	C600BR



BRASS

Stainless steel arms and NBR gasket.



BRASS

Stainless steel arms and NBR gasket.

Coupler type D female BSPP threaded

Nominal size	Thread	Reference
DN15	G1/2"	D050BR
DN20	G3/4"	D075BR
DN25	G1"	D100BR
DN32	G1"1/4	D125BR
DN40	G1"1/2	D150BR
DN50	G2"	D200BR
DN65	G2"1/2	D250BR
DN80	G3"	D300BR
DN100	G4"	D400BR
DN125	G5"	D500BR
DN150	G6"	D600BR

i NPT available upon request



BRASS

Adapter type E with grooved hose-shank

Nominal size	Size	Reference
DN15	16mm	E050BR
DN20	21mm	E075BR
DN25	27mm	E100BR
DN32	34mm	E125BR
DN40	40mm	E150BR
DN50	51mm	E200BR
DN65	64mm	E250BR
DN80	76mm	E300BR
DN100	103mm	E400BR
DN125	128mm	E500BR
DN150	152mm	E600BR



BRASS

Adapter type F male BSPT threaded

Nominal size	Thread	Reference
DN15	G1/2"	F050BR
DN20	G3/4"	F075BR
DN25	G1"	F100BR
DN32	G1"1/4	F125BR
DN40	G1"1/2	F150BR
DN50	G2"	F200BR
DN65	G2"1/2	F250BR
DN80	G3"	F300BR
DN100	G4"	F400BR
DN125	G5"	F500BR
DN150	G6"	F600BR

i NPT available upon request

Dust cap type DC 

Nominal size	Size	Reference
DN15	1/2"	DC050BR
DN20	3/4"	DC075BR
DN25	1"	DC100BR
DN32	1"1/4	DC125BR
DN40	1"1/2	DC150BR
DN50	2"	DC200BR
DN65	2"1/2	DC250BR
DN80	3"	DC300BR
DN100	4"	DC400BR
DN125	5"	DC500BR
DN150	6"	DC600BR



BRASS

Stainless steel arms and NBR gasket.

Dust plug type DP 

Nominal size	Size	Reference
DN15	1/2"	DP050BR
DN20	3/4"	DP075BR
DN25	1"	DP100BR
DN32	1"1/4	DP125BR
DN40	1"1/2	DP150BR
DN50	2"	DP200BR
DN65	2"1/2	DP250BR
DN80	3"	DP300BR
DN100	4"	DP400BR
DN125	5"	DP500BR
DN150	6"	DP600BR



BRASS



STAINLESS STEEL

Adapter type A female BSPP threaded

Nominal size	Thread	Reference
DN15	G1/2"	A050SS
DN20	G3/4"	A075SS
DN25	G1"	A100SS
DN32	G1"1/4	A125SS
DN40	G1"1/2	A150SS
DN50	G2"	A200SS
DN65	G2"1/2	A250SS
DN80	G3"	A300SS
DN100	G4"	A400SS
DN125	G5"	A500SS
DN150	G6"	A600SS

! NPT available upon request



STAINLESS STEEL

Stainless steel arms and NBR gasket.

Coupler type B male BSPT threaded

Nominal size	Thread	Reference
DN15	G1/2"	B050SS2
DN20	G3/4"	B075SS
DN25	G1"	B100SS
DN32	G1"1/4	B125SS
DN40	G1"1/2	B150SS
DN50	G2"	B200SS
DN65	G2"1/2	B250SS
DN80	G3"	B300SS
DN100	G4"	B400SS
DN125	G5"	B500SS
DN150	G6"	B600SS

! NPT available upon request
• 2 arms



STAINLESS STEEL

Stainless steel arms and NBR gasket.

Coupler Type C with grooved hose-shank

Nominal size	Size	Reference
DN15	13mm	C050SS2*
DN15	16mm	C050SS
DN20	20mm	C075SS
DN25	27mm	C100SS
DN32	34mm	C125SS
DN40	40mm	C150SS
DN50	51mm	C200SS
DN65	64mm	C250SS
DN80	76mm	C300SS
DN100	103mm	C400SS
DN125	128mm	C500SS
DN150	152mm	C600SS

! • 2 arms

Coupler type D female BSPP threaded



Nominal size	Thread	Reference
DN15	G1/2"	D050SS2*
DN20	G1/2"	D075050SS
DN20	G3/4"	D075SS
DN25	G1"	D100SS
DN32	G1"1/4	D125SS
DN40	G1"1/2	D150SS
DN50	G2"	D200SS
DN65	G2"1/2	D250SS
DN80	G3"	D300SS
DN100	G4"	D400SS
DN125	G5"	D500SS
DN150	G6"	D600SS



STAINLESS STEEL

Stainless steel arms and NBR gasket.

! NPT available upon request
• 2 arms

Adapter type E with grooved hose-shank



Nominal size	Size	Reference
DN15	13mm	E050SS
DN15	16mm	E050SS16
DN20	20mm	E075SS
DN25	27mm	E100SS
DN32	34mm	E125SS
DN40	40mm	E150SS
DN50	51mm	E200SS
DN65	64mm	E250SS
DN80	76mm	E300SS
DN100	103mm	E400SS
DN125	128mm	E500SS
DN150	152mm	E600SS



STAINLESS STEEL

Adapter type F male BSPT threaded



Nominal size	Thread	Reference
DN15	G1/2"	F050SS
DN20	G3/4"	F075SS
DN25	G1"	F100SS
DN32	G1"1/4	F125SS
DN40	G1"1/2	F150SS
DN50	G2"	F200SS
DN65	G2"1/2	F250SS
DN80	G3"	F300SS
DN100	G4"	F400SS
DN125	G5"	F500SS
DN150	G6"	F600SS



STAINLESS STEEL

! NPT available upon request



STAINLESS STEEL

Stainless steel arms and NBR gasket.



Dust cap type DC

Nominal size	Size	Reference
DN15	1/2"	DC050SS2*
DN20	3/4"	DC075SS
DN25	1"	DC100SS
DN32	1"1/4	DC125SS
DN40	1"1/2	DC150SS
DN50	2"	DC200SS
DN65	2"1/2	DC250SS
DN80	3"	DC300SS
DN100	4"	DC400SS
DN125	5"	DC500SS
DN150	6"	DC600SS

• 2 arms



STAINLESS STEEL



Dust plug type DP

Nominal size	Size	Reference
DN15	1/2"	DP050SS
DN20	3/4"	DP075SS
DN25	1"	DP100SS
DN32	1"1/4	DP125SS
DN40	1"1/2	DP150SS
DN50	2"	DP200SS
DN65	2"1/2	DP250SS
DN80	3"	DP300SS
DN100	4"	DP400SS
DN125	5"	DP500SS
DN150	6"	DP600SS

Camlock coupling with smooth tail and collar DIN2828

TYPE E		
Nominal size	Size	Reference
DN20	19mm	E075ST
DN25	25mm	E100ST
DN32	32mm	E125ST
DN40	38mm	E150ST
DN50	50mm	E200ST
DN65	64mm	E250ST
DN80	76mm	E300ST
DN100	100mm	E400ST



STAINLESS STEEL

TYPE C		
Nominal size	Thread	Reference
DN20	19mm	C075ST
DN25	25mm	C100ST
DN32	32mm	C125ST
DN40	38mm	C150ST
DN50	50mm	C200ST
DN65	64mm	C250ST
DN80	76mm	C300ST
DN100	100mm	C400ST



STAINLESS STEEL

Stainless steel arms and NBR gasket.

Camlock coupling female thread DIN2828

TYPE A		
Nominal size	Thread	Reference
DN20	G3/4"	A075DINSS
DN25	G1"	A100DINSS
DN32	G1"1/4	A125DINSS
DN40	G1"1/2	A150DINSS
DN50	G2"	A200DINSS
DN65	G2"1/2	A250DINSS
DN80	G3"	A300DINSS
DN100	G4"	A400DINSS



STAINLESS STEEL

With PTFE gasket for waterproofness at the thread's bottom

TYPE D		
Nominal size	Thread	Reference
DN20	G3/4"	D075DINSS
DN25	G1"	D100DINSS
DN32	G1"1/4	D125DINSS
DN40	G1"1/2	D150DINSS
DN50	G2"	D200DINSS
DN65	G2"1/2	D250DINSS
DN80	G3"	D300DINSS
DN100	G4"	D400DINSS



STAINLESS STEEL

Stainless steel arms and NBR gasket. PTFE gasket for waterproofness at the thread's bottom



Stainless steel flanged cam & groove coupling PN16 configuration



STAINLESS STEEL

ADAPTOR		
Nominal size	Size	Reference
DN20	3/4"	75ANP
DN25	1"	100ANP
DN32	1"1/4	125ANP
DN40	1"1/2	150ANP
DN50	2"	200ANP
DN65	2"1/2	250ANP
DN80	3"	300ANP
DN100	4"	400ANP



STAINLESS STEEL

Stainless steel arms and NBR gasket.

COUPLER		
Nominal size	Size	Reference
DN20	3/4"	75CNP
DN25	1"	100CNP
DN32	1"1/4	125CNP
DN40	1"1/2	150CNP
DN50	2"	200CNP
DN65	2"1/2	250CNP
DN80	3"	300CNP
DN100	4"	400CNP

! For other flange options, please feel free to ask us

Autolock coupler 

TYPE DC		
Nominal size	Thread	Reference
DN20	G3/4"	DC075SSAUTO
DN25	G1"	DC100SSAUTO
DN32	G1"1/4	DC125SSAUTO
DN40	G1"1/2	DC150SSAUTO
DN50	G2"	DC200SSAUTO
DN80	G3"	DC300SSAUTO
DN100	G4"	DC400SSAUTO

TYPE B		
Nominal size	Thread	Reference
DN20	G3/4"	B075SSAUTO
DN25	G1"	B100SSAUTO
DN32	G1"1/4	B125SSAUTO
DN40	G1"1/2	B150SSAUTO
DN50	G2"	B200SSAUTO
DN80	G3"	B300SSAUTO
DN100	G4"	B400SSAUTO

TYPE C		
Nominal size	Thread	Reference
DN20	G3/4"	C075SSAUTO
DN25	G1"	C100SSAUTO
DN32	G1"1/4	C125SSAUTO
DN40	G1"1/2	C150SSAUTO
DN50	G2"	C200SSAUTO
DN65	G2"1/2	C250SSAUTO
DN80	G3"	C300SSAUTO
DN100	G4"	C400SSAUTO

TYPE D		
Nominal size	Thread	Reference
DN20	G3/4"	D075SSAUTO
DN25	G1"	D100SSAUTO
DN32	G1"1/4	D125SSAUTO
DN40	G1"1/2	D150SSAUTO
DN50	G2"	D200SSAUTO
DN65	G2"1/2	D250SSAUTO
DN80	G3"	D300SSAUTO
DN100	G4"	D400SSAUTO




STAINLESS STEEL

 : Secure coupling



STAINLESS STEEL

 : Secure coupling



STAINLESS STEEL

 : Secure coupling



STAINLESS STEEL

 : Secure coupling

Stainless steel arms and NBR gasket.

Drawing of the autolock security system.





BRONZE

Adapter type A female BSPP threaded

Nominal size	Thread	Reference
DN15	G1/2"	A050BZ
DN20	G3/4"	A075BZ
DN25	G1"	A100BZ
DN32	G1"1/4	A125BZ
DN40	G1"1/2	A150BZ
DN50	G2"	A200BZ
DN65	G2"1/2	A250BZ
DN80	G3"	A300BZ
DN100	G4"	A400BZ
DN125	G5"	A500BZ
DN150	G6"	A600BZ

! NPT available upon request



BRONZE

Stainless steel arms and NBR gasket.

Coupler type B male BSPT threaded

Nominal size	Thread	Reference
DN15	G1/2"	B050BZ
DN20	G3/4"	B075BZ
DN25	G1"	B100BZ
DN32	G1"1/4	B125BZ
DN40	G1"1/2	B150BZ
DN50	G2"	B200BZ
DN65	G2"1/2	B250BZ
DN80	G3"	B300BZ
DN100	G4"	B400BZ
DN125	G5"	B500BZ
DN150	G6"	B600BZ

! NPT available upon request
• 2 arms



BRONZE

Stainless steel arms and NBR gasket.

Coupler Type C with grooved hose-shank

Nominal size	Size	Reference
DN15	16mm	C050BZ
DN20	21mm	C075BZ
DN25	27mm	C100BZ
DN32	34mm	C125BZ
DN40	40mm	C150BZ
DN50	51mm	C200BZ
DN65	64mm	C250BZ
DN80	76mm	C300BZ
DN100	103mm	C400BZ
DN125	128mm	C500BZ
DN150	152mm	C600BZ

Coupler type D female BSPP threaded

Nominal size	Thread	Reference
DN15	G1/2"	D050BZ
DN20	G3/4"	D075BZ
DN25	G1"	D100BZ
DN32	G1"1/4	D125BZ
DN40	G1"1/2	D150BZ
DN50	G2"	D200BZ
DN65	G2"1/2	D250BZ
DN80	G3"	D300BZ
DN100	G4"	D400BZ
DN125	G5"	D500BZ
DN150	G6"	D600BZ



BRONZE

Stainless steel arms and NBR gasket.

 NPT available upon request

Adapter type E with grooved hose-shank

Nominal size	Size	Reference
DN15	16mm	E050BZ
DN20	21mm	E075BZ
DN25	27mm	E100BZ
DN32	34mm	E125BZ
DN40	40mm	E150BZ
DN50	51mm	E200BZ
DN65	64mm	E250BZ
DN80	76mm	E300BZ
DN100	103mm	E400BZ
DN125	128mm	E500BZ
DN150	152mm	E600BZ



BRONZE

Adapter type F male BSPT threaded

Nominal size	Thread	Reference
DN15	G1/2"	F050BZ
DN20	G3/4"	F075BZ
DN25	G1"	F100BZ
DN32	G1"1/4	F125BZ
DN40	G1"1/2	F150BZ
DN50	G2"	F200BZ
DN65	G2"1/2	F250BZ
DN80	G3"	F300BZ
DN100	G4"	F400BZ
DN125	G5"	F500BZ
DN150	G6"	F600BZ



BRONZE

 NPT available upon request



BRONZE

Stainless steel arms and NBR gasket.

> Dust cap type DC

Nominal size	Size	Reference
DN15	1/2"	DC050BZ
DN20	3/4"	DC075BZ
DN25	1"	DC100BZ
DN32	1"1/4	DC125BZ
DN40	1"1/2	DC150BZ
DN50	2"	DC200BZ
DN65	2"1/2	DC250BZ
DN80	3"	DC300BZ
DN100	4"	DC400BZ
DN125	5"	DC500BZ
DN150	6"	DC600BZ



BRONZE

> Dust plug type DP

Nominal size	Size	Reference
DN15	1/2"	DP050BZ
DN20	3/4"	DP075BZ
DN25	1"	DP100BZ
DN32	1"1/4	DP125BZ
DN40	1"1/2	DP150BZ
DN50	2"	DP200BZ
DN65	2"1/2	DP250BZ
DN80	3"	DP300BZ
DN100	4"	DP400BZ
DN125	5"	DP500BZ
DN150	6"	DP600BZ

Adapter type A female BSPP threaded

Nominal size	Thread	Reference
DN15	G1/2"	A050PP
DN20	G3/4"	A075PP
DN25	G1"	A100PP
DN32	G1"1/4	A125PP
DN40	G1"1/2	A150PP
DN40	G1"1/4	A150X125PP
DN50	G2"	A200PP
DN80	G3"	A300PP
DN100	G4"	A400PP



POLYPROPYLENE

 NPT available upon request

Coupler type B male BSPT threaded

Nominal size	Thread	Reference
DN15	G1/2"	B050PP
DN20	G3/4"	B075PP
DN25	G1"	B100PP
DN32	G1"1/4	B125PP
DN40	G1"1/2	B150PP
DN40	G1"1/4	B150X125PP
DN50	G2"	B200PP
DN80	G3"	B300PP
DN100	G4"	B400PP



POLYPROPYLENE

Stainless steel arms and NBR gasket.

 NPT available upon request

Coupler Type C with grooved hose-shank

Nominal size	Size	Reference
DN15	16mm	C050PP
DN20	20mm	C075PP
DN25	27mm	C100PP
DN32	34mm	C125PP
DN40	40mm	C150PP
DN40	34mm	C150X125PP
DN50	51mm	C200PP
DN80	76mm	C300PP
DN100	103mm	C400PP



POLYPROPYLENE

Stainless steel arms and NBR gasket.



POLYPROPYLENE

Stainless steel arms and NBR gasket.



Coupler type D female BSPP threaded

Nominal size	Thread	Reference
DN15	G1/2"	D050PP
DN20	G3/4"	D075PP
DN25	G1"	D100PP
DN32	G1"1/4	D125PP
DN40	G1"1/2	D150PP
DN40	G1"1/4	D150X125PP
DN50	G2"	D200PP
DN80	G3"	D300PP
DN100	G4"	D400PP

! NPT available upon request



POLYPROPYLENE



Adapter type E with grooved hose-shank

Nominal size	Size	Reference
DN15	16mm	E050PP
DN20	20mm	E075PP
DN25	27mm	E100PP
DN32	34mm	E125PP
DN40	40mm	E150PP
DN40	34mm	E150X125PP
DN50	51mm	E200PP
DN80	103mm	E300PP
DN100	128mm	E400PP



POLYPROPYLENE



Adapter type F male BSPT threaded

Nominal size	Thread	Reference
DN15	G1/2"	F050PP
DN20	G3/4"	F075PP
DN25	G1"	F100PP
DN32	G1"1/4	F125PP
DN40	G1"1/2	F150PP
DN40	G1"1/4	A150X125PP
DN50	G2"	F200PP
DN80	G3"	F300PP
DN100	G4"	F400PP

! NPT available upon request

Dust cap type DC 

Nominal size	Size	Reference
DN15	1/2"	DC050PP
DN20	3/4"	DC075PP
DN25	1"	DC100PP
DN32	1"1/4	DC125PP
DN40	1"1/2	DC150PP
DN50	2"	DC200PP
DN80	3"	DC300PP
DN100	4"	DC400PP



Stainless steel arms and NBR gasket.

Dust plug type DP 

Nominal size	Size	Reference
DN15	1/2"	DP050PP
DN20	3/4"	DP075PP
DN25	1"	DP100PP
DN32	1"1/4	DP125PP
DN40	1"1/2	DP150PP
DN50	2"	DP200PP
DN80	3"	DP300PP
DN100	4"	DP400PP





Cam and groove gasket



NBR		
Nominal size	out x in x thickness	Reference
DN15	26.5 x 17.5 x 4.5	050B
DN20	35 x 22 x 5.5	075B
DN25	40 x 27 x 6.4	100B
DN32	50 x 35 x 6.4	125B
DN40	56 x 41 x 6.4	150B
DN50	67 x 51 x 6.4	200B
DN65	80 x 60 x 6.4	250B
DN80	95 x 76 x 6.4	300B
DN100	124 x 102 x 6.4	400B
DN125	150 x 124 x 6.4	500B
DN150	180 x 153 x 6.4	600B
DN200	232 x 203 x 7.9	800B



EPDM		
Nominal size	out x in x thickness	Reference
DN15	26.5 x 17.5 x 4.5	050E
DN20	35 x 22 x 5.5	075E
DN25	40 x 27 x 6.4	100E
DN32	50 x 35 x 6.4	125E
DN40	56 x 41 x 6.4	150E
DN50	67 x 51 x 6.4	200E
DN65	80 x 60 x 6.4	250E
DN80	95 x 76 x 6.4	300E
DN100	124 x 102 x 6.4	400E
DN125	150 x 124 x 6.4	500E
DN150	180 x 153 x 6.4	600E
DN200	232 x 203 x 7.9	800E



Viton		
Nominal size	out x in x thickness	Reference
DN15	26.5 x 17.5 x 4.5	050V
DN20	35 x 22 x 5.5	075V
DN25	40 x 27 x 6.4	100V
DN32	50 x 35 x 6.4	125V
DN40	56 x 41 x 6.4	150V
DN50	67 x 51 x 6.4	200V
DN65	80 x 60 x 6.4	250V
DN80	95 x 76 x 6.4	300V
DN100	124 x 102 x 6.4	400V
DN125	150 x 124 x 6.4	500V
DN150	180 x 153 x 6.4	600V

Cam and groove gasket covered with PTFE 

NBR/PTFE		
Nominal size	Size	Reference
DN15	1/2"	050TB
DN20	3/4"	075TB
DN25	1"	100TB
DN32	1"1/4	125TB
DN40	1"1/2	150TB
DN50	2"	200TB
DN65	2"1/2	250TB
DN80	3"	300TB
DN100	4"	400TB



Viton/PTFE		
Nominal size	Size	Reference
DN15	1/2"	050TV
DN20	3/4"	075TV
DN25	1"	100TV
DN32	1"1/4	125TV
DN40	1"1/2	150TV
DN50	2"	200TV
DN65	2"1/2	250TV
DN80	3"	300TV
DN100	4"	400TV



DYNAFLON/PTFE LIP SEAL		
Nominal size	Size	Reference
DN15	1/2"	050DYNA
DN20	3/4"	075DYNA
DN25	1"	100DYNA
DN32	1"1/4	125DYNA
DN40	1"1/2	150DYNA
DN50	2"	200DYNA
DN65	2"1/2	250DYNA
DN80	3"	300DYNA
DN100	4"	400DYNA



SILICONE/PTFE		
Nominal size	Size	Reference
DN15	1/2"	050FEP
DN20	3/4"	075FEP
DN25	1"	100FEP
DN32	1"1/4	125FEP
DN40	1"1/2	150FEP
DN50	2"	200FEP
DN65	2"1/2	250FEP
DN80	3"	300FEP
DN100	4"	400FEP



Gasket certified conform FDA.



Replacement handle : includes ring and pin




BRASS

BRASS		
Minimum nominal size	Maximum nominal size	Reference
1/2"	3/4"	CH75BR
1"		CH100BR
1"1/4	2"1/2	CH200BR
3"	5"	CH300BR
6"		CH600BR



STAINLESS STEEL

STAINLESS STEEL		
Minimum nominal size	Maximum nominal size	Reference
1/2"	3/4"	CH75SS
1"		CH100SS
1"1/4	2"1/2	CH200SS
3"	5"	CH300SS
6"		CH600SS







STAINLESS STEEL



Guillemin coupling with serrated hose end

Nominal size	Hosetail	Reference
DN15	20mm	GH050SS
DN20	25mm	GH075SS
DN25	30mm	GH100SS
DN32	35mm	GH125SS
DN40	40mm	GH150SS*
«	45mm	GH150SS45
DN50	50mm	GH200SS*
«	55mm	GH200SS55
DN65	65mm	GH250SS*
«	70mm	GH250SS70
DN80	76mm	GH300SS*
«	81mm	GH300SS80*
«	90mm	GH300SS90
DN100	100mm	GH400SS*
«	102mm	GH400SS102*
«	110mm	GH400SS110
DN150	152mm	GH600SS

! Couplings with black NBR gasket.
• With collar.



Guillemin coupling with latch female thread BSP



STAINLESS STEEL

Nominal size	Thread	Reference
DN15	G1/2"	GFL050SS
DN20	G3/4"	GFL075SS
DN25	G1"	GFL100SS
DN32	G1"1/4	GFL125SS
DN40	G1"1/2	GFL150SS
DN50	G2"	GFL200SS
DN65	G2"1/2	GFL250SS
DN80	G3"	GFL300SS
DN100	G4"	GFL400SS
DN150	G6"	GFL600SS

! Other sizes available on demand.
Couplings with black NBR gasket.



Guillemin coupling with latch male BSP thread



Nominal size	Thread	Reference
DN15	G1/2"	GML050SS
DN20	G3/4"	GML075SS
DN25	G1"	GML100SS
DN32	G1"1/4	GML125SS
DN40	G1"1/2	GML150SS
DN50	G2"	GML200SS
DN65	G2"1/2	GML250SS
DN80	G3"	GML300SS
DN100	G4"	GML400SS
DN150	G6"	GML600SS



STAINLESS STEEL

! Other sizes available on demand.
Couplings with black NBR gasket.

Guillemin plug with locking ring and chain



Nominal size	Size	Reference
DN15	1/2"	GBC050SS
DN20	3/4"	GBC075SS
DN25	1"	GBC100SS
DN32	1"1/4	GBC125SS
DN40	1"1/2	GBC150SS
DN50	2"	GBC200SS
DN65	2"1/2	GBC250SS
DN80	3"	GBC300SS
DN100	4"	GBC400SS



STAINLESS STEEL

! Couplings with black NBR gasket.



ALUMINIUM

Guillemin coupling with serrated hose end

Nominal size	Thread	Reference
DN20	25mm	GH075AL
DN25	25mm	GH100AL25
"	30mm	GH100AL
DN32	32mm	GH125AL32
"	35mm	GH125AL
DN40	25mm	GH150AL25
"	30mm	GH150AL30
"	35mm	GH150AL35
"	38mm	GH150AL38*
"	40mm	GH150AL*
"	45mm	GH150AL45
DN50	50mm	GH200AL*
"	55mm	GH200AL55
DN65	64mm	GH250AL*
"	70mm	GH250AL70
DN80	76mm	GH300AL*
"	81mm	GH300AL80*
"	90mm	GH300AL90
DN100	100mm	GH400AL100*
"	102mm	GH400AL102*
"	105mm	GH400AL105*
"	110mm	GH400AL110
DN125	125mm	GH500AL*
DN150	152mm	GH600AL

! Couplings with black NBR gasket.
• With collar.



ALUMINIUM

Guillemin coupling with latch female thread BSP

Size	Thread	Reference
DN20	G3/4"	GFL075AL
DN25	G1"	GFL100AL
DN32	G1"1/4	GFL125AL
DN40	G1"1/2	GFL150AL
DN50	G2"	GFL200AL
DN65	G2"1/2	GFL250AL
DN80	G3"	GFL300AL
DN100	G4"	GFL400AL
DN125	G5"	GFL500AL
DN150	G6"	GFL600AL

! Other sizes available on demand.
Couplings with black NBR gasket.



Guillemin coupling with latch male BSP thread



Size	Thread	Reference
DN20	G3/4"	GML075AL
DN25	G1"	GML100AL
DN32	G1"1/4	GML125AL
DN40	G1"1/2	GML150AL
DN50	G2"	GML200AL
DN65	G2"1/2	GML250AL
DN80	G3"	GML300AL
DN100	G4"	GML400AL
DN125	G5"	GML500AL
DN150	G6"	GML600AL



ALUMINIUM

! Other sizes available on demand.
Couplings with black NBR gasket.

Guillemin plug with locking ring and chain



Nominal size	Size	Reference
DN20	1/2"	GBC075AL*
DN25	3/4"	GBC100AL*
DN32	1"	GBC125AL*
DN40	1"1/4	GBC150AL*
DN50	1"1/2	GBC200AL
DN65	2"	GBC250AL
DN80	2"1/2	GBC300AL
DN100	3"	GBC400AL
DN125	4"	GBC500AL
DN150	6"	GBC600AL



ALUMINIUM

! Couplings with black NBR gasket.
• Fixed lock.



Coupling with double spiral shank



ALUMINIUM

GUILLEMIN		
Nominal size	Thread	Reference
DN40	40.5mm	GST150ALUK
DN50	53.1mm	GST200ALUK
DN65	66.5mm	GST250ALUK
DN80	76mm	GST300ALUK
DN100	104mm	GST400ALUK



ALUMINIUM

TYPE E		
Nominal size	Thread	Reference
DN25	27.8mm	EST100AL
DN32	34.5mm	EST125AL
DN40	40.5mm	EST150AL
DN50	53.1mm	EST200AL
DN65	66.5mm	EST250AL
DN80	80mm	EST300AL
DN100	104mm	EST400AL



ALUMINIUM

TYPE C		
Nominal size	Thread	Reference
DN25	27.8mm	CST100AL
DN32	34.5mm	CST125AL
DN40	40.5mm	CST150AL
DN50	53.1mm	CST200AL
DN65	66.5mm	CST250AL
DN80	80mm	CST300AL
DN100	104mm	CST400AL



ALUMINIUM

MALE		
Nominal size	Thread	Reference
DN25	28mm	HST100ALUKC
DN32	34mm	HST125ALUKC
DN40	40mm	HST150ALUKC
DN50	53mm	HST200ALUKC
DN65	66mm	HST250ALUKC
DN80	80mm	HST300ALUKC
DN100	104mm	HST400ALUKC



Stamped ferrule for coupling with double spiral shank



Nominal size	OD x length x ID	Reference
DN25	42 x 42 x 27,5	ASE1F
DN32	50 x 45 x 36	ASE125F
DN38	56 x 52 x 43,5	ASE150F
DN50	67 x 63 x 55	ASE2F
DN65	83 x 73 x 68	ASE250F
DN80	98,5 x 75 x 83,3	ASE3F
DN100	122,5 x 87 x 107	ASE4F



ALUMINIUM

Gasket for coupling with double spiral shank



Nominal size	NBR	
	Size	Reference
DN50	2"	JH200UK
DN80	3"	JH300UK





MALLEABLE IRON

European type claw coupling with hose end

Lug distance	Nominal size	Reference
42mm	DN7-9	C038HE
42mm	DN11-13	C050HE
42mm	DN19-21	C075HE*
42mm	DN25-27	C100HE

! • Exist with collar.



MALLEABLE IRON

European type claw coupling with male end

Lug distance	Thread	Reference
42mm	DN3/8"	C038M
42mm	DN1/2"	C050M
42mm	DN3/4"	C075M
42mm	DN1"	C100M



MALLEABLE IRON

European type claw coupling with female end

Lug distance	Thread	Reference
42mm	DN 3/8"	C038F
42mm	DN 1/2"	C050F
42mm	DN 3/4"	C075F
42mm	DN 1"	C100F
42mm	DN 1 1/4"	C125F



STEEL

Heavy duty double bolts clamp with safety claws - Norm DIN20039B

Size	Range (mm)	Reference
13mm	22-29	SK29
19mm	28-32	SK34
25mm	35-42	SK39
35mm	39-49	SK51
42mm	48-60	SK60
42mm	53-68	SK68
50mm	60-73	SK73
75mm	86-102	SK75
50mm	58-76	SK76
65mm	75-88	SK88



American type claw coupling with hose end



Lug distance	Nominal size	Reference
41mm	DN7-9	AK038HE
41mm	DN11-13	AK050HE
41mm	DN19-21	AK075HE
41mm	DN25-27	AK100HE



STEEL

American type claw coupling with NPT male end



Lug distance	Thread	Reference
41mm	DN 3/8"	AK038M
41mm	DN 1/2"	AK050M
41mm	DN 3/4"	AK075M
41mm	DN 1"	AK100M



STEEL

American type claw coupling with NPT female end



Lug distance	Thread	Reference
41mm	DN 3/8"	AK038F
41mm	DN 1/2"	AK050F
41mm	DN 3/4"	AK075F
41mm	DN 1"	AK100F



STEEL



Express with serrated hose end



BRASS

Lug distance	Nominal size	Packaging	Reference
41mm	DN7-9	Bags of 10	EXBH07
41mm	DN9-11	Bags of 10	EXBH09
41mm	DN11-13	Bags of 10	EXBH11
41mm	DN13-16	Bags of 10	EXBH13
41mm	DN16-18	Bags of 10	EXBH16
41mm	DN19-21	Bags of 10	EXBH19
41mm	DN22-24	Bags of 10	EXBH22
41mm	DN25-27	Bags of 10	EXBH25
41mm	DN28-32	Bags of 10	EXBH32

! CAN BE BUY BY BOX OF 200 PCS !



Express male end



BRASS

Lug distance	Thread	Packaging	Reference
41mm	DN 1/4"	Bags of 10	EXBM025
41mm	DN 3/8"	Bags of 10	EXBM037
41mm	DN 1/2"	Bags of 10	EXBM050
41mm	DN 3/4"	Bags of 10	EXBM075
41mm	DN 1"	Bags of 10	EXBM100
41mm	DN 1"1/4"	Bags of 10	EXBM125

! CAN BE BUY BY BOX OF 200 PCS !



Express female end



BRASS

Lug distance	Thread	Packaging	Reference
41mm	DN 1/4"	Bags of 10	EXBF025
41mm	DN 3/8"	Bags of 10	EXBF037
41mm	DN 1/2"	Bags of 10	EXBF050
41mm	DN 3/4"	Bags of 10	EXBF075
41mm	DN 1"	Bags of 10	EXBF100
41mm	DN 1"1/4"	Bags of 10	EXBF125

! CAN BE BUY BY BOX OF 200 PCS !

Express blank ends without chain



With/without gasket	Lug distance	Packaging	Reference
With gasket	41mm	Bags of 10	EXBC
Without gasket	41mm	Bags of 10	EXBCSJ



BRASS

Safety bolt clamp for Express coupling in zinc-plated steel



Size	Range (mm)	Reference
DN15	14-16	CG15
DN17	16-18	CG17
DN23	22-24	CG23
DN26	25-27	CG26
DN29	28-30	CG29
DN32	31-33	CG32
DN36	35-37	CG36
DN38	37-39	CG38
DN42	41-43	CG42



STEEL



BRASS

Geeka type with serrated hose tail

Size	Nominal size	Reference
40mm	DN07-09	GH038
40mm	DN11-13	GH050*
40mm	DN16-18	GH062
40mm	DN19-21	GH075*
40mm	DN25-27	GH100*
40mm	DN32-35	GH125*
40mm	DN38-40	GH150

! • Swivel exist.



BRASS

Geeka type with male end

Size	Nominal size	Reference
40mm	DN7-9	GM038
40mm	DN11-13	GM050
40mm	DN19-21	GM075
40mm	DN25-27	GM100
40mm	DN35-35	GM125
40mm	DN38-40	GM150



BRASS

Geeka type with female end

Size	Nominal size	Reference
40mm	DN7-9	GF038
40mm	DN11-13	GF050
40mm	DN19-21	GF075
40mm	DN25-27	GF100
40mm	DN35-35	GF125
40mm	DN38-40	GF150



BRASS

Accessories for Geeka type coupling

Accessoire	Matière	Size	Reference
Blank cap	Brass	40mm	GBC
Gasket	NBR	-	GG



Storz coupling with serrated hose end 



ALUMINIUM

Norm	Coupling nominal size	Lug distance	Hosetail nominal size	Reference
D	DN25	31mm	DN19	ST01-19
D	"	31mm	DN25	ST01
	DN32	44mm	DN19	ST02
	"	44mm	DN25	ST03
	"	44mm	DN32	ST04
	DN38	51mm	DN38	ST05
C	DN52	66mm	DN19	ST06-19
C	"	66mm	DN25	ST06
C	"	66mm	DN32	ST07
C	"	66mm	DN38	ST07-38
C	"	66mm	DN45	ST08
C	"	66mm	DN52	ST09*
C	"	66mm	DN60	ST10
	DN65	81mm	DN52	ST11AL52
	"	81mm	DN65	ST11
	"	81mm	DN70	ST11AL70
	"	81mm	DN75	ST11AL75
B	DN75	89mm	DN65	ST12
B	"	89mm	DN70	ST13
B	"	89mm	DN75	ST14
B	"	89mm	DN80	ST15
	DN90	105mm	DN90	ST16
	DN100	115mm	DN100	ST17
A	DN110	133mm	DN100	ST18
A	"	133mm	DN110	ST19
A	"	133mm	DN110 - short	ST19DC
	DN125	148mm	DN125	ST20
	DN150	160mm	DN150	ST22
	DN165	188mm	DN150	ST23
	DN205	220mm	DN205	ST24

 Other materials available upon request.

Spare gaskets available upon request : NBR / Food quality white / Silicone.


ALUMINIUM

Storz coupling female threaded BSP

Norm	Coupling nominal size	Lug distance	Thread	Reference
D	DN25	31mm	G1/2"	SF01
D	"	31mm	G3/4"	SF02
	"	31mm	G1"	SF03
	DN32	44mm	G1"	SF04
	"	44mm	G1"1/4	SF05
	DN38	51mm	G1"1/2	SF06
	"	51mm	G2"	SF07
C	DN52	66mm	G1"	SF08
C	"	66mm	G1"1/4	SF09
C	"	66mm	G1"1/2	SF10
C	"	66mm	G2"	SF11
C	"	66mm	G2"1/2	SF12
	DN65	81mm	G2"	SF13
	"	81mm	G2"1/2	SF14
B	DN75	89mm	G2"	SF15
B	"	89mm	G2"1/2	SF16
B	"	89mm	G3"	SF17
	DN90	105mm	G3"	SF18
	DN100	115mm	G4"	SF19
A	DN110	133mm	G4"	SF20
A	"	133mm	G5"	SF22
	DN150	160mm	G6"	SF23
	DN205	220mm	G8"	SF26

! Other materials available upon request.


ALUMINIUM

Storz coupling male threaded BSP

Norm	Coupling nominal size	Lug distance	Thread	Reference
D	DN25	31mm	G1"	SM1
	DN32	44mm	G2"1/2	SM2
	"	44mm	G1"1/4	SM3
	DN38	51mm	G1"1/2	SM4
C	DN52	66mm	G1"1/4	SM5
C	"	66mm	G1"1/2	SM6
C	"	66mm	G2"	SM7
	DN65	81mm	G2"	SM8
B	DN75	89mm	G2"1/2	SM9
B	"	89mm	G3"	SM10
A	DN110	133mm	G4"	SM11
	DN150	160mm	G6"	SM13
	DN100	115mm	G4"	SM20

Storz reducer fixed



KA x KA mm	Reference
66/52	SR1
66/44	SR2
81/66	SR3
89/81	SR4
105/89	SR5
115/89	SR6
133/115	SR7
148/133	SR8
160/133	SR9



ALUMINIUM

Storz cap with chain



Norm	Coupling nominal size	Lug distance	Reference
D	DN25	31mm	SB1
	DN32	44mm	SB2
	DN38	51mm	SB3
C	DN52	66mm	SB4
	DN65	81mm	SB5
B	DN75	89mm	SB6
	DN90	105mm	SB7
	DN100	115mm	SB8
A	DN110	133mm	SB9
	DN125	148mm	SB10*
	DN150	160mm	SB11*
	DN205	220mm	SB13*



ALUMINIUM

- ❗ Other materials available upon request : Stainless steel and brass.
2 lug type.
- 3 lug type available upon request.



BRASS



Coupler type MK female BSPP threaded

Nominal size	Thread	Reference
DN50	G2"	2MKB
DN80	G3"	3MKB
DN100	G4"	4MKB

! These couplers are composed by a lever, a crown and a gasket



BRASS



Adapter type VK female BSPP threaded

Nominal size	Thread	Reference
DN50	G2"	2VKB
DN80	G3"	3VKB
DN100	G4"	4VKB



STAINLESS STEEL



Coupler type MK female BSPP threaded

Nominal size	Thread	Reference
DN50	G2"	2MKS
DN80	G3"	3MKS
DN100	G4"	4MKS

! These couplers are composed by a lever, a crown and a gasket



STAINLESS STEEL



Adapter type VK female BSPP threaded

Nominal size	Thread	Reference
DN50	G2"	2VKS
DN80	G3"	3VKS
DN100	G4"	4VKS



Plug MB for adapter VK



Nominal size	Reference
DN50	2MBS
DN80	3MBS
DN100	4MBS



STAINLESS STEEL

Plug VB for adapter MK



Nominal size	Reference
DN50	2VBS
DN80	3VBS
DN100	4VBS



STAINLESS STEEL

Spare gaskets



GREEN HYPALON	
Nominal size	Reference
DN50	2MKG
DN80	3MKG
DN100	4MKG





Lever lock with flange end



STEEL

MALE / FLANGE PN16

Nominal size Coupling	Nominal size Flange	Reference
2"	DN50	BS70_050
2"1/2	DN76	BS70_076
3"	DN89	BS70_089
4"	DN108	BS70_108
5"	DN133	BS70_133
6"	DN159	BS70_159
8"	DN194	BS70_194



STEEL

FEMALE / FLANGE PN16

Nominal size Coupling	Nominal size Flange	Reference
2"	DN50	BS73_050
2"1/2	DN76	BS73_076
3"	DN89	BS73_089
4"	DN108	BS73_108
5"	DN133	BS73_133
6"	DN159	BS73_159
8"	DN194	BS73_194



Lever lock with tin can strainer end



STEEL

MÂLE / TIN CAN STRAINER

Nominal size Male	Nominal size Male	Reference
DN50	2"	LLM2FV
DN76	3"	LLM3FV
DN108	4"	LLM4FV
DN133	5"	LLM5FV
DN159	6"	LLM6FV
DN194	8"	LLM8FV



Lever lock elbow male-female



MALE / FEMALE ELBOW 90°		
Nominal size Male	Nominal size Female	Reference
DN50	DN50 coudé 90°	BS11_050
DN76	DN76 coudé 90°	BS11_076
DN89	DN89 coudé 90°	BS11_089
DN108	DN108 coudé 90°	BS11_108
DN133	DN133 coudé 90°	BS11_133
DN159	DN159 coudé 90°	BS11_159
DN194	DN194 coudé 90°	BS11_194



STEEL

MALE / FEMALE ELBOW 60°		
Nominal size Male	Nominal size Female	Reference
DN50	DN50 coudé 60°	BS12_050
DN76	DN76 coudé 60°	BS12_076
DN89	DN89 coudé 60°	BS12_089
DN108	DN108 coudé 60°	BS12_108
DN133	DN133 coudé 60°	BS12_133
DN159	DN159 coudé 60°	BS12_159
DN194	DN194 coudé 60°	BS12_194

Lever ring



Nominal size	Reference
DN50	BS1_050
DN70	BS1_070
DN76	BS1_076
DN89	BS1_089
DN108	BS1_108
DN133	BS1_133
DN159	BS1_159
DN194	BS1_194



STEEL



Lever lock with hose end



STEEL

MALE		
Coupling nominal size	Size	Reference
DN50	50mm - 2"	LL2M
DN76	75mm - 3"	LL3M
DN89	90mm - 3"1/2	LL3.5M
DN108	100mm - 4"	LL4M
DN133	125mm - 5"	LL5M
DN159	150mm - 6"	LL6M
DN194	200mm - 8"	LL8M



STEEL

LEVER		
Coupling nominal size	Size	Reference
DN50	50mm - 2"	LL2R
DN70/76	75mm - 3"	LL3R
DN89	90mm - 3"1/2	LL3.5R
DN108	100mm - 4"	LL4R
DN133	125mm - 5"	LL5R
DN159	150mm - 6"	LL6R
DN194	200mm - 8"	LL8R



STEEL

FEMALE		
Coupling nominal size	Size	Reference
DN50	50mm - 2"	LL2F
DN76	75mm - 3"	LL3F
DN89	90mm - 3"1/2	LL3.5F
DN108	100mm - 4"	LL4F
DN133	125mm - 5"	LL5F
DN159	150mm - 6"	LL6F
DN194	200mm - 8"	LL8F



STEEL

COMPLETE SET		
Coupling nominal size	Size	Reference
DN50	50mm - 2"	LLC2C
DN76	75mm - 3"	LLC3C
DN89	90mm - 3"1/2	LLC3.5C
DN108	100mm - 4"	LLC4C
DN133	125mm - 5"	LLC5C
DN159	150mm - 6"	LLC6C
DN194	200mm - 8"	LLC8C
DN250	250mm - 10"	LLC10C
DN300	300mm - 12"	LLC12C



Gasket for lever lock



GASKET		
Coupling nominal size	Size	Reference
DN50	50mm	LL2G
DN70/76	75mm	LL3G
DN89	90mm	LL3.5G
DN108	100mm	LL4G
DN133	125mm	LL5G
DN159	150mm	LL6G
DN194	200mm	LL8G



Female socket part suitable for welding ungalvanised



Size	Reference
50mm	LLF2W
76mm	LLF3W
89mm	LLF3,5W
108mm	LLF4W
133mm	LLF5W
159mm	LLF6W
194mm	LLF8W



Male ball part suitable for welding ungalvanised



Size	Reference
50mm	LLM2W
76mm	LLM3W
89mm	LLM3,5W
108mm	LLM4W
133mm	LLM5W
159mm	LLM6W
194mm	LLM8W





Male coupling with smooth tail with collar BSPP DIN2817



STAINLESS STEEL

STAINLESS STEEL		
Nominal size	Thread	Reference
13	G1/2"	SMSS13
19	G3/4"	SMSS19
25	G1"	SMSS25
32	G1"1/4	SMSS32
38	G1"1/2	SMSS38
50	G2"	SMSS50
65	G2"1/2	SMSS65
76	G3"	SMSS80
100	G4"	SMSS100



BRASS

BRASS		
Nominal size	Thread	Reference
13	G1/2"	SMBR13
19	G3/4"	SMBR19
25	G1"	SMBR25
32	G1"1/4	SMBR32
38	G1"1/2	SMBR38
50	G2"	SMBR50
63	G2"1/2	SMBR65
76	G3"	SMBR80
100	G4"	SMBR100



Female coupling with smooth tail with collar BSP DIN2817



STAINLESS STEEL

STAINLESS STEEL		
Nominal size	Thread	Reference
13	G1/2"	SFSS13
19	G3/4"	SFSS19
25	G1"	SFSS25
32	G1"1/4	SFSS32
38	G1"1/2	SFSS38
50	G2"	SFSS50
65	G2"1/2	SFSS65
76	G3"	SFSS80
100	G4"	SFSS100



BRASS

BRASS		
Nominal size	Thread	Reference
13	G1/2"	SFBR13
19	G3/4"	SFBR19
25	G1"	SFBR25
32	G1"1/4	SFBR32
38	G1"1/2	SFBR38
50	G2"	SFBR50
65	G2"1/2	SFBR65
76	G3"	SFBR80
100	G4"	SFBR100



Safety clamps DIN 2817



Nominal size	Pipe In x Out	Tightening range	Screw	Reference
DN13	13 x 5	22-24		DC13AL
DN19	19 x 6	30-33		DC19AL
DN25	25 x 6	36-39	4 x M6	DC25AL
DN32	32 x 6	43-46		DC32AL
DN38	38 x 6.5	50-53		DC38AL
DN50	50 x 2	52-56		DC50AL2
"	50 x 8	64-67		DC50AL
"	50 x 8	63-67		DC50ALSF
DN65	65 x 7	78-82	4 x M8	DC65AL
DN75	75 x 8	89-93		DC75AL
DN90	90 x 6.5	101-105		DC90AL
DN100	100 x 8	114-119	4 x M10	DC1000AL
DN150	150 x 10	168-174	6 x M12	DC1500AL



ALUMINIUM

Safety clamps DIN 2817



Nominal size	Pipe In x Out	Tightening range	Screw	Reference
DN13	13 x 5	22-24	M6	DC13SS
DN13	13 x 6	24-26	M6	DC13X6SS
DN19	19 x 6	30-33	M6	DC19SS
DN25	25 x 6	36-39	M6	DC25SS
DN32	32 x 6	43-46	M6	DC32SS
DN38	38 x 6.5	50-53	M6	DC38SS
DN38	38 x 8	53-56	M6	DC38X8SS
DN50	50 x 6	61-63	M6	DC50X6SS
DN50	50 x 8	63-67	M8	DC50SS
DN50	50 x 10	69-71	M8	DC50X10SS
DN63	63 x 6	74-76	M8	DC63X6SS
DN65	65 x 7	78-82	M8	DC65SS
DN75	75 x 6	84-86	M8	DC75X6SS
DN75	75 x 8	89-93	M8	DC75SS
DN80	80 x 8	94-98	M8	DC80X8SS



STAINLESS STEEL



Boss coupling female with hose tail



STEEL

COMPLETE		
Nominal size	Thread	Reference
13mm	1/2"	SF50
20mm	3/4"	SF75
25mm	1"	SF100
32mm	1"1/4	SF125
40mm	1"1/2	SF150
50mm	2"	SF200

! NPT available upon request



STEEL

HOSE STEM		
Nominal size	Thread	Reference
13mm	1/2"	FS50
20mm	3/4"	FS75
25mm	1"	FS100
32mm	1"1/4	FS125
40mm	1"1/2	FS150
50mm	2"	FS200

! NPT available upon request



STEEL

FEMALE SPUD		
Nominal size	Thread	Reference
13mm	1/2"	FSP50
20mm	3/4"	FSP75
25mm	1"	FSP100
32mm	1"1/4	FSP125
40mm	1"1/2	FSP150
50mm	2"	FSP200

! NPT available upon request



STEEL

WING NUT		
Nominal size	Size	Reference
13mm	1/2"	WN50
20-25mm	3/4"	WN75
32mm	1"1/4	WN125
40mm	1"1/2	WN150
50mm	2"	WN200



Boss coupling male BSPT



Nominal size	Thread	Reference
13mm	1/2"	B089
20mm	3/4"	B090
25mm	1"	B091
32mm	1"1/4	B092
38mm	1"1/2	B093
50mm	2"	B094

NPT available upon request



STEEL

Male serrated hose end BSP with collar



Nominal size	Thread	Reference
38mm	1"1/2	M150AL
51mm	2"	M200AL
65mm	2"1/2	M250AL
76mm	3"	M300AL
102mm	4"	M400AL



ALUMINIUM

Boss Steam Clamp



outside Ø min-max hose	Reference
21-27mm	B104
30-33mm	B107
33-38mm	B108
39-43mm	B118
45-53mm	B123
41-58mm	B121
63-71mm	B130



STEEL



STAINLESS STEEL

King Combination coupling male BSPT thread

Nominal size	Thread	Reference
13,5mm	1/2"	KC050S
21mm	3/4"	KC075S
27mm	1"	KC100S
34mm	1"1/4	KC125S
40mm	1"1/2	KC150S
51mm	2"	KC200S
64mm	2"1/2	KC250S
76mm	3"	KC300S
90mm	3"	KC350S
103mm	4"	KC400S

! Other sizes available upon request



STAINLESS STEEL

King Combination coupling plain end

Diameter	Nominal size	Reference
13.7mm	21.3mm	PKC050S
19mm	26.9mm	PKC075S
25mm	33.7mm	PKC100S
32mm	42.4mm	PKC125S
39mm	48.3mm	PKC150S
45mm	44.7mm	PKC175S
50mm	51mm	PKC200S
60mm	60.4mm	PKC225S
65mm	76.1mm	PKC250S
76mm	88.9mm	PKC300S
80mm	80.3mm	PKC325S
90mm	90mm	PKC350S
100mm	114.3mm	PKC400S
110mm	110.5mm	PKC425S
125mm	125mm	PKC500S
150mm	152mm	PKC600S



STAINLESS STEEL

Hose mender

Nominal size	Size	Reference
13mm	1/2"	SHM050
19mm	3/4"	SHM075
25mm	1"	SHM100
32mm	1"1/4	SHM125
38mm	1"1/2	SHM150
50mm	2"	SHM200
65mm	2"1/2	SHM250
80mm	3"	SHM300
100mm	4"	SHM400

! Other sizes available upon request



King Combination coupling male BSPT thread



Nominal size	Thread	Reference
13,5mm	1/2"	KC050
21mm	1/2"	KC050AC20
"	3/4"	KC075
25mm	3/4"	KC075AC25
27mm	1"	KC100
34mm	1"1/4	KC125
42mm	1"1/4	KC125AC42
40mm	1"1/2	KC150
51mm	2"	KC200
60mm	2"	KC200AC60
64mm	2"1/2	KC250
75mm	2"1/2	KC250AC75
76mm	3"	KC300
80mm	3"	KC325
90mm	3"	KC350
103mm	4"	KC400
110mm	4"	KC450
125mm	5"	KC500
152mm	6"	KC600
200mm	8"	KC800
250mm	10"	KC1000
300mm	12"	KC1200



STEEL

King Combination coupling plain end



Diameter	Nominal size to weld	Reference
13.7mm	21.3mm	PKC050
19mm	26.9mm	PKC075
25mm	33.7mm	PKC100
32mm	42.4mm	PKC125
40mm	48.3mm	PKC150
50mm	60.3mm	PKC200
60mm	60.4mm	PKC225
65mm	76.1mm	PKC250
76mm	88.9mm	PKC300
100mm	114.3mm	PKC400
110mm	110.5mm	PKC425
125mm	139.7mm	PKC500
153mm	168.3mm	PKC600
200mm	219.1mm	PKC800
253mm	273mm	PKC1000
300mm	324mm	PKC1200



STEEL



STEEL



Hose mender

Nominal size	Size	Reference
13.5mm	1/2"	HM050
21mm	3/4"	HM075
27mm	1"	HM100
34mm	1"1/4	HM125
40mm	1"1/2	HM150
51.4mm	2"	HM200
64mm	2"1/2	HM250
76mm	3"	HM300
103mm	4"	HM400
125mm	5"	HM500
152mm	6"	HM600
200mm	8"	HM800




ALUMINIUM



King Combination coupling male BSPT thread

Nominal size	Thread	Reference
27mm	1"	KC100AL
40mm	1"1/2	KC150AL
51mm	2"	KC200AL
76mm	3"	KC300AL
103mm	4"	KC400AL

! Other sizes available upon request





STEEL

Heavy duty double bolts clamp

Size	Range (mm)	Reference
13mm	17-22	SL22
13mm	22-29	SL29
19mm	28-34	SL34
25mm	32-40	SL40
32mm	39-49	SL49
38mm	48-60	SL60
50mm	56-72	SL72
50mm	60-76	SL76
63mm	77-94	SL94
75mm	88-96	SL400
75mm	94-115	SL115
89mm	113-125	SL525
89mm	117-145	SL145
100mm	127-140	SL550
100mm	135-155	SL600
125mm	155-175	SL675
150mm	175-195	SL769
175mm	210-225	SL875
200mm	227-250	SL988



STAINLESS STEEL

Superior clamps

Range (mm)	Reference
17-19	S19S
19-21	S21S
20-22	S22S
23-25	S25S
26-28	S28S
29-31	S31S
32-35	S35S
36-39	S39S
40-43	S43S
44-47	S47S
48-51	S51S
52-55	S55S
56-59	S59S
60-63	S63S
64-67	S67S
68-73	S73S
74-79	S79S
80-85	S85S
86-91	S91S
92-97	S97S
98-103	S103S
104-112	S112S



113-121	S121S
122-130	S130S
131-139	S139S
140-148	S148S
149-161	S161S
162-174	S174S
175-187	S187S
188-200	S200S
201-213	S213S
214-226	S226S
227-239	S239S
240-252	S252S

Superior clamps



Range (mm)	Reference
17-19	S19
19-21	S21
20-22	S22
23-25	S25
26-28	S28
29-31	S31
32-35	S35
36-39	S39
40-43	S43
44-47	S47
48-51	S51
52-55	S55
56-59	S59
60-63	S63
64-67	S67
68-73	S73
74-79	S79
80-85	S85
86-91	S91
92-97	S97
98-103	S103
104-112	S112
113-121	S121
122-130	S130
131-139	S139
140-148	S148
149-161	S161
162-174	S174
175-187	S187
188-200	S200
201-213	S213
214-226	S226
227-239	S239
240-252	S252



STEEL



STAINLESS STEEL

BAND-IT®



Band BAND-IT - Roll 31 m

Width	Thickness	Roll length	Reference
1/4"	0.50mm	31m	C202
3/8"	0.60mm	31m	C203
1/2"	0.75mm	31m	C204
5/8"	0.75mm	31m	C205
3/4"	0.75mm	31m	C206



STAINLESS STEEL

BAND-IT®



Buckle for BAND-IT

Width	Buckles' number	Reference
1/4"	100	C252
3/8"	100	C253
1/2"	100	C254
5/8"	100	C255
3/4"	100	C256



STAINLESS STEEL

BAND-IT®



Band BAND-IT GIANT - Roll 31 m

Width	Thickness	Roll length	Reference
3/4"	0.75mm	31m	G430
1"	? mm	31m	G431
1"1/4	? mm	31m	G432



STAINLESS STEEL

BAND-IT®



Buckle for BAND-IT GIANT

Width	Buckles' number	Reference
3/4"	25	G440
1"	25	G441
1"1/4	25	G442



BAND-IT tool



BAND-IT®

Minimum	Maximum	Reference
1/4"	3/4"	C001





MALLEABLE IRON

Also available in Stainless steel

> Elbow 90° male - female thread

Nominal size	Thread	Black	Galvanised
		Reference	Reference
1/4"	8 x 13	1N08	1G08
3/8"	12 x 17	1N12	1G12
1/2"	15 x 21	1N15	1G15
3/4"	20 x 27	1N20	1G20
1"	26 x 34	1N26	1G26
1 1/4"	33 x 42	1N33	1G33
1 1/2"	40 x 49	1N40	1G40
2"	50 x 60	1N50	1G50
2 1/2"	66 x 76	1N66	1G66
3"	80 x 90	1N80	1G80
4"	102 x 114	1N102	1G102



MALLEABLE IRON

Also available in Stainless steel

> Elbow 90° female - female thread

Nominal size	Thread	Black	Galvanised
		Reference	Reference
1/4"	8 x 13	2N08	2G08
3/8"	12 x 17	2N12	2G12
1/2"	15 x 21	2N15	2G15
3/4"	20 x 27	2N20	2G20
1"	26 x 34	2N26	2G26
1 1/4"	33 x 42	2N33	2G33
1 1/2"	40 x 49	2N40	2G40
2"	50 x 60	2N50	2G50
2 1/2"	66 x 76	2N66	2G66
3"	80 x 90	2N80	2G80
4"	102 x 114	2N102	2G102



MALLEABLE IRON

Also available in Stainless steel

> Elbow 90° male - male thread

Nominal size	Thread	Black	Galvanised
		Reference	Reference
3/8"	12 x 17	3N12	3G12
1/2"	15 x 21	3N15	3G15
3/4"	20 x 27	3N20	3G20
1"	26 x 34	3N26	3G26
1 1/4"	33 x 42	3N33	3G33
1 1/2"	40 x 49	3N40	3G40
2"	50 x 60	3N50	3G50



Elbow 45° male - female thread



Nominal size	Thread	Black	Galvanised
		Reference	Reference
1/4"	8 x 13	40N08	40G08
3/8"	12 x 17	40N12	40G12
1/2"	15 x 21	40N15	40G15
3/4"	20 x 27	40N20	40G20
1"	26 x 34	40N26	40G26
1"1/4	33 x 42	40N33	40G33
1"1/2	40 x 49	40N40	40G40
2"	50 x 60	40N50	40G50
2"1/2	66 x 76	40N66	40G66
3"	80 x 90	40N80	40G80
4"	102 x 114	40N102	40G102



MALLEABLE IRON

Also available in Stainless steel

Elbow 45° female - female thread



Nominal size	Thread	Black	Galvanised
		Reference	Reference
3/8"	12 x 17	41N12	41G12
1/2"	15 x 21	41N15	41G15
3/4"	20 x 27	41N20	41G20
1"	26 x 34	41N26	41G26
1"1/4	33 x 42	41N33	41G33
1"1/2	40 x 49	41N40	41G40
2"	50 x 60	41N50	41G50
2"1/2	66 x 76	41N66	41G66
3"	80 x 90	41N80	41G80
4"	-	-	41G102



MALLEABLE IRON

Also available in Stainless steel

Equal elbow 90° female - female



Nominal size	Thread	Black	Galvanised
		Reference	Reference
1/8"	5 x 10	90N05	90G05
1/4"	8 x 13	90N08	90G08
3/8"	12 x 17	90N12	90G12
1/2"	15 x 21	90N15	90G15
3/4"	20 x 27	90N20	90G20
1"	26 x 34	90N26	90G26
1"1/4	33 x 42	90N33	90G33
1"1/2	40 x 49	90N40	90G40
2"	50 x 60	90N50	90G50
2"1/2	66 x 76	90N66	90G66
3"	80 x 90	90N80	90G80
4"	102 x 114	90N102	90G102



MALLEABLE IRON

Also available in Stainless steel



MALLEABLE IRON

Also available in Stainless steel

Reducing elbow 90° female - female

Nominal size	Thread	Black	Galvanised
		Reference	Reference
1/2" - 3/8"	15 - 12	90N1512	90G1512
3/4" - 3/8"	20 - 12	90N2012	90G2012
3/4" - 1/2"	20 - 15	90N2015	90G2015
1" - 1/2"	26 - 15	90N2615	90G2615
1" - 3/4"	26 - 20	90N2620	90G2620
1 1/4" - 1/2"	33 - 15	90N3315	90G3315
1 1/4" - 3/4"	33 - 20	90N3320	90G3320
1 1/4" - 1"	33 - 26	90N3326	90G3326
1 1/2" - 3/4"	40 - 20	90N4020	90G4020
1 1/2" - 1"	40 - 26	90N4026	90G4026
1 1/2" - 1 1/4"	40 - 33	90N4033	90G4033
2" - 1"	50 - 26	90N5026	90G5026
2" - 1 1/4"	50 - 33	90N5033	90G5033
2" - 1 1/2"	50 - 40	90N5040	90G5040
2 1/2" - 2"	66 - 50	-	90G6650



MALLEABLE IRON

Also available in Stainless steel

Elbow 90° male - female elbow

Nominal size	Thread	Black	Galvanised
		Reference	Reference
1/8"	5 x 10	92N05	92G05
1/4"	8 x 13	92N08	92G08
3/8"	12 x 17	92N12	92G12
1/2"	15 x 21	92N15	92G15
3/4"	20 x 27	92N20	92G20
1"	26 x 34	92N26	92G26
1 1/4"	33 x 42	92N33	92G33
1 1/2"	40 x 49	92N40	92G40
2"	50 x 60	92N50	92G50
2 1/2"	66 x 76	92N66	92G66
3"	80 x 90	92N80	92G80
4"	102 x 114	92N102	92G102



Union elbow 90° female - female



Nominal size	Thread	Black	Galvanised
		Reference	Reference
1/4"	8 x 13	96N08	96G08
3/8"	12 x 17	96N12	96G12
1/2"	15 x 21	96N15	96G15
3/4"	20 x 27	96N20	96G20
1"	26 x 34	96N26	96G26
1"1/4	33 x 42	96N33	96G33
1"1/2	40 x 49	96N40	96G40
2"	50 x 60	96N50	96G50
2"1/2	66 x 76	96N66	96G66
3"	80 x 90	96N80	96G80



MALLEABLE IRON

Also available in Stainless steel

Union elbow 90° female - male



Nominal size	Thread	Black	Galvanised
		Reference	Reference
1/4"	8 x 13	98N08	98G08
3/8"	12 x 17	98N12	98G12
1/2"	15 x 21	98N15	98G15
3/4"	20 x 27	98N20	98G20
1"	26 x 34	98N26	98G26
1"1/4	33 x 42	98N33	98G33
1"1/2	40 x 49	98N40	98G40
2"	50 x 60	98N50	98G50
2"1/2	66 x 76	98N66	98G66
3"	80 x 90	98N80	98G80



MALLEABLE IRON

Also available in Stainless steel

Elbow 45° female - female



Nominal size	Thread	Black	Galvanised
		Reference	Reference
3/8"	12 x 17	120N12	120G12
1/2"	15 x 21	120N15	120G15
3/4"	20 x 27	120N20	120G20
1"	26 x 34	120N26	120G26
1"1/4	33 x 42	120N33	120G33
1"1/2	40 x 49	120N40	120G40
2"	50 x 60	120N50	120G50
2"1/2	66 x 76	120N66	120G66
3"	80 x 90	120N80	120G80



MALLEABLE IRON

Also available in Stainless steel



MALLEABLE IRON

Also available in Stainless steel

Equal female tee

Nominal size	Thread	Black	Galvanised
		Reference	Reference
1/8"	5 x 10	130N05	130G05
1/4"	8 x 13	130N08	130G08
3/8"	12 x 17	130N12	130G12
1/2"	15 x 21	130N15	130G15
3/4"	20 x 27	130N20	130G20
1"	26 x 34	130N26	130G26
1 1/4"	33 x 42	130N33	130G33
1 1/2"	40 x 49	130N40	130G40
2"	50 x 60	130N50	130G50
2 1/2"	66 x 76	130N66	130G66
3"	80 x 90	130N80	130G80
4"	102 x 114	130N102	130G102



MALLEABLE IRON

Also available in Stainless steel

Female tee reducing branch

Nominal size	Thread	Black	Galvanised
		Reference	Reference
3/8" - 1/4" - 3/8"	12 - 8 - 12	-	130G12812
1/2" - 1/4" - 1/2"	15 - 8 - 15	130N15815	130G15815
1/2" - 3/8" - 1/2"	15 - 12 - 15	130N151215	130G151215
1/2" - 3/4" - 1/2"	15 - 20 - 15	130N152015	130G152015
1/2" - 1" - 1/2"	15 - 26 - 15	130N152615	130G152615
3/4" - 3/8" - 3/4"	20 - 12 - 20	130N201220	130G201220
3/4" - 1/2" - 3/8"	20 - 15 - 12	130N201512	130G201512
3/4" - 1/2" - 1/2"	20 - 15 - 15	130N201515	130G201515
3/4" - 1/2" - 3/4"	20 - 15 - 20	130N201520	130G201520
3/4" - 3/4" - 1/2"	20 - 20 - 15	130N202015	130G202015
3/4" - 1" - 1/2"	20 - 26 - 15	130N202615	-
3/4" - 1" - 3/4"	20 - 26 - 20	-	130G202620
1" - 3/8" - 1"	26 - 12 - 26	-	130G261226
1" - 1/2" - 1/2"	26 - 15 - 15	130N261515	130G261515
1" - 1/2" - 3/4"	26 - 15 - 20	130N261520	130G261520
1" - 1/2" - 1"	26 - 15 - 26	130N261526	130G261526
1" - 3/4" - 1/2"	26 - 20 - 15	130N262015	130G262015
1" - 3/4" - 3/4"	26 - 20 - 20	130N262020	130G262020
1" - 3/4" - 1"	26 - 20 - 26	130N262026	130G262026
1" - 1" - 3/8"	26 - 26 - 12	-	130G262612
1" - 1" - 1/2"	26 - 26 - 15	130N262615	130G262615
1" - 1" - 3/4"	26 - 26 - 20	130N262620	130G262620
1" - 1 1/4" - 1"	26 - 33 - 26	-	130G263326
1" - 1 1/2" - 1"	26 - 40 - 26	-	130G264026
1 1/4" - 3/8" - 1 1/4"	33 - 12 - 33	-	130G331233
1 1/4" - 1/2" - 1"	33 - 15 - 26	130N331526	130G331526
1 1/4" - 1/2" - 1 1/4"	33 - 15 - 33	130N331533	130G331533



1"1/4 - 3/4" - 3/4"	33 - 20 - 20	130N332020	130G332020
1"1/4 - 3/4" - 1"	33 - 20 - 26	130N332026	130G332026
1"1/4 - 3/4" - 1"1/4	33 - 20 - 33	130N332033	130G332033
1"1/4 - 1" - 3/4"	33 - 26 - 20	130N332620	130G332620
1"1/4 - 1" - 1"	33 - 26 - 26	130N332626	130G332626
1"1/4 - 1" - 1"1/4	33 - 26 - 33	130N332633	130G332633
1"1/4 - 1"1/4 - 1/2"	33 - 33 - 15	130N333315	130G333315
1"1/4 - 1"1/4 - 3/4"	33 - 33 - 20	-	130G333320
1"1/4 - 1"1/4 - 1"	33 - 33 - 26	130N333326	130G333326
1"1/4 - 1"1/2 - 1"1/4	33 - 40 - 33	130N334033	130G334033
1"1/4 - 2" - 1"1/4	33 - 50 - 33	130N335033	-
1"1/2 - 1/2" - 1"1/4	40 - 15 - 33	130N401533	130G401533
1"1/2 - 1/2" - 1"1/2	40 - 15 - 40	130N401540	130G401540
1"1/2 - 3/4" - 1"1/4	40 - 20 - 33	130N402033	130G402033
1"1/2 - 3/4" - 1"1/2	40 - 20 - 40	130N402040	130G402040
1"1/2 - 1" - 1"	40 - 26 - 26	130N402626	130G402626
1"1/2 - 1" - 1"1/4	40 - 26 - 33	130N402633	130G402633
1"1/2 - 1" - 1"1/2	40 - 26 - 40	130N402640	130G402640
1"1/2 - 1"1/4 - 1"	40 - 33 - 26	130N403326	130G403326
1"1/2 - 1"1/4 - 1"1/4	40 - 33 - 33	130N403333	130G403333
1"1/2 - 1"1/4 - 1"1/2	40 - 33 - 40	130N403340	130G403340
1"1/2 - 1"1/2 - 3/4"	40 - 40 - 20	130N404020	130G404020
1"1/2 - 1"1/2 - 1"	40 - 40 - 26	130N404026	130G404026
1"1/2 - 1"1/2 - 1"1/4	40 - 40 - 33	130N404033	130G404033
1"1/2 - 2" - 1"1/2	40 - 50 - 40	130N405040	130G405040
2" - 1/2" - 2"	50 - 15 - 50	130N501550	130G501550
2" - 3/4" - 1"1/2	50 - 20 - 40	130N502040	130G502040
2" - 3/4" - 2"	50 - 20 - 50	130N502050	130G502050
2" - 1" - 1"1/2	50 - 26 - 40	130N502640	130G502640
2" - 1" - 2»	50 - 26 - 50	130N502650	130G502650
2" - 1"1/4 - 1"1/4	50 - 33 - 33	130N503333	130G503333
2" - 1"1/4 - 1"1/2	50 - 33 - 40	130N503340	130G503340
2" - 1"1/4 - 2"	50 - 33 - 50	130N503350	130G503350
2" - 1"1/2 - 1"1/2	50 - 40 - 40	130N504040	130G504040
2" - 1"1/2 - 2"	50 - 40 - 50	130N504050	130G504050
2" - 2" - 1/2"	50 - 50 - 15	-	130G505015
2" - 2" - 3/4"	50 - 50 - 20	-	130G505020
2" - 2" - 1"	50 - 50 - 26	130N505026	130G505026
2" - 2" - 1"1/4	50 - 50 - 33	130N505033	130G505033
2"1/2 - 1" - 2"1/2	66 - 26 - 66	130N662666	130G662666
2"1/2 - 1"1/4 - 2"1/2	66 - 33 - 66	130N663366	130G663366
2"1/2 - 1"1/2 - 2"1/2	66 - 40 - 66	130N664066	130G664066
2"1/2 - 2" - 2"1/2	66 - 50 - 66	130N665066	130G665066
3" - 1" - 3"	80 - 26 - 80	-	130G802680
3" - 1"1/4 - 3"	80 - 33 - 80	-	130G803380
3" - 1"1/2 - 3"	80 - 40 - 80	-	130G804080
3" - 2" - 3"	80 - 50 - 80	-	130G805080
3" - 2"1/2 - 3"	80 - 66 - 80	130N806680	130G806680
4" - 2" - 4"	102 - 50 - 102	-	130G10250102
4" - 2"1/2 - 4"	102 - 66 - 102	-	130G10266102
4" - 3" - 4"	102 - 80 - 102	-	130G10280102



MALLEABLE IRON

Also available in Stainless steel

> Female cross

Nominal size	Thread	Black	Galvanised
		Reference	Reference
1/4"	8 x 13	180N08	180G08
3/8"	12 x 17	180N12	180G12
1/2"	15 x 21	180N15	180G15
3/4"	20 x 27	180N20	180G20
1"	26 x 34	180N26	180G26
1 1/4"	33 x 42	180N33	180G33
1 1/2"	40 x 49	180N40	180G40
2"	50 x 60	180N50	180G50
2 1/2"	66 x 76	180N66	180G66
3"	80 x 90	180N80	180G80
4"	102 x 114	180N102	180G102



MALLEABLE IRON

Also available in Stainless steel

> Straight female - female reducing socket

Nominal size	Thread	Black	Galvanised
		Reference	Reference
1/8"	5 x 10	270N05	270G05
1/4"	8 x 13	270N08	270G08
3/8"	12 x 17	270N12	270G12
1/2"	15 x 21	270N15	270G15
3/4"	20 x 27	270N20	270G20
1"	26 x 34	270N26	270G26
1 1/4"	33 x 42	270N33	270G33
1 1/2"	40 x 49	270N40	270G40
2"	50 x 60	270N50	270G50
2 1/2"	66 x 76	270N66	270G66
3"	80 x 90	270N80	270G80
4"	102 x 114	270N102	270G102



MALLEABLE IRON

Also available in Stainless steel

> Female socket threaded

Nominal size	Thread	Black	Galvanised
		Reference	Reference
3/8"	12 x 17	271N12	271G12
1/2"	15 x 21	271N15	271G15
3/4"	20 x 27	271N20	271G20
1"	26 x 34	271N26	271G26
1 1/4"	33 x 42	271N33	271G33
1 1/2"	40 x 49	271N40	271G40
2"	50 x 60	271N50	271G50



Female-female reducing socket



Nominal size	Thread	Black	Galvanised
		Reference	Reference
1/4" - 1/8"	8 - 5	240N85	240G85
3/8" - 1/4"	12 - 8	240N128	240G128
1/2" - 1/4"	15 - 8	240N158	240G158
1/2" - 3/8"	15 - 12	240N1512	240G1512
3/4" - 1/4"	20 - 8	240N208	240G208
3/4" - 3/8"	20 - 12	240N2012	240G2012
3/4" - 1/2"	20 - 15	240N2015	240G2015
1" - 3/8"	26 - 12	240N2612	240G2612
1" - 1/2"	26 - 15	240N2615	240G2615
1" - 3/4"	26 - 20	240N2620	240G2620
1"1/4 - 3/8"	33 - 12	240N3312	240G3312
1"1/4 - 1/2"	33 - 15	240N3315	240G3315
1"1/4 - 3/4"	33 - 20	240N3320	240G3320
1"1/4 - 1"	33 - 26	240N3326	240G3326
1"1/2 - 1/2"	40 - 15	240N4015	240G4015
1"1/2 - 3/4"	40 - 20	240N4020	240G4020
1"1/2 - 1"	40 - 26	240N4026	240G4026
1"1/2 - 1"1/4	40 - 33	240N4033	240G4033
2" - 1/2"	50 - 15	240N5015	240G5015
2" - 3/4"	50 - 20	240N5020	240G5020
2" - 1"	50 - 26	240N5026	240G5026
2" - 1"1/4	50 - 33	240N5033	240G5033
2" - 1"1/2	50 - 40	240N5040	240G5040
2"1/2 - 1"	66 - 26	240N6626	240G6626
2"1/2 - 1"1/4	66 - 33	240N6633	240G6633
2"1/2 - 1"1/2	66 - 40	240N6640	240G6640
2"1/2 - 2"	66 - 50	240N6650	240G6650
3" 1"1/2	80 - 40	240N8040	240G8040
3" - 2"	80 - 50	240N8050	240G8050
3" - 2"1/2	80 - 66	240N8066	240G8066
4" - 2"	102 50	240N10250	240G10250
4" - 2"1/2	102 66	240N10266	240G10266
4" - 3"	102 80	240N10280	240G10280



MALLEABLE IRON

Also available in Stainless steel



MALLEABLE IRON

*Also available in Stainless steel***Reducer male-male adaptor**

Nominal size	Thread	Black	Galvanised
		Reference	Reference
1/4" - 1/8"	8 - 5	245N85	245G85
3/8" - 1/4"	12 - 8	245N128	245G128
1/2" - 1/4"	15 - 8	245N158	245G158
1/2" - 3/8"	15- 12	245N1512	245G1512
3/4" - 3/8"	20 - 12	245N2012	245G2012
3/4" - 1/2"	20 - 15	245N2015	245G2015
1" - 1/2"	26 - 15	245N2615	245G2615
1" - 3/4"	26 - 20	245N2620	245G2620
1"1/4 - 1/2"	33 - 15	245N3315	245G3315
1"1/4 - 3/4"	33 - 20	245N3320	245G3320
1"1/4 - 1"	33 - 26	245N3326	245G3326
1"1/2 - 3/4"	40 - 20	245N4020	245G4020
1"1/2 - 1"	40 - 26	245N4026	245G4026
1"1/2 - 1"1/4	40 - 33	245N4033	245G4033
2" - 1"	50 - 26	245N5026	245G5026
2" - 1"1/4	50 - 33	245N5033	245G5033
2" - 1"1/2	50 - 40	245N5040	245G5040
2"1/2 - 1"	66 - 26	245N6626	245G6626
2"1/2 - 1"1/4	66 - 40	245N6640	245G6640
2"1/2 - 2"	66 - 50	245N6650	245G6650
3" - 2"	80 - 50	245N8050	245G8050
3" - 2"1/2	80 - 66	245N8066	245G8066
4" - 3"	102 80	245N10280	245G10280



MALLEABLE IRON

*Also available in Stainless steel***Reducer male-female bush**

Nominal size	Thread	Black	Galvanised
		Reference	Reference
1/4» - 1/8»	8 - 5	241N85	241G85
3/8» - 1/8»	12 - 5	241N125	241G125
3/8» - 1/4»	12 - 8	241N128	241G128
1/2» - 1/8»	15 - 5	241N155	241G155
1/2» - 1/4»	15 - 8	241N158	241G158
1/2» - 3/8»	15- 12	241N1512	241G1512
3/4» - 1/4»	20 - 8	241N208	241G208
3/4» - 3/8»	20 - 12	241N2012	241G2012
3/4» - 1/2»	20 - 15	241N2015	241G2015
1» - 1/4»	26 - 8	241N268	241G268
1» - 3/8»	26 - 12	241N2612	241G2612
1» - 1/2»	26 - 15	241N2615	241G2615
1» - 3/4»	26 - 20	241N2620	241G2620
1»1/4 - 3/8»	33 - 12	241N3312	241G3312
1»1/4 - 1/2»	33 - 15	241N3315	241G3315
1»1/4 - 3/4»	33 - 20	241N3320	241G3320
1»1/4 - 1»	33 - 26	241N3326	241G3326



1»1/2 - 2/8»	40 - 12	241N4012	241G4012
1»1/2 - 1/2»	40 - 15	241N4015	241G4015
1»1/2 - 3/4»	40 - 20	241N4020	241G4020
1»1/2 - 1»	40 - 26	241N4026	241G4026
1»1/2 - 1»1/4	40 - 33	241N4033	241G4033
2» - 1/2»	50 - 15	241N5015	241G5015
2» - 3/4»	50 - 20	241N5020	241G5020
2» - 1»	50 - 26	241N5026	241G5026
2» - 1»1/4	50 - 33	241N5033	241G5033
2» - 1»1/2	50 - 40	241N5040	241G5040
2»1/2 - 1»	66 - 26	241N6626	241G6626
2»1/2 - 1»1/4	66 - 33	241N6633	241G6633
2»1/2 - 1»1/2	66 - 40	241N6640	241G6640
2»1/2 - 2»	66 - 50	241N6650	241G6650
3» - 1»	80 - 26	241N8026	241G8026
3» - 1»1/4	80 - 33	241N8033	241G8033
3» 1»1/2	80 - 40	241N8040	241G8040
3» - 2»	80 - 50	241N8050	241G8050
3» - 2»1/2	80 - 66	241N8066	241G8066
4» - 2»	102 50	241N10250	241G10250
4» - 2»1/2	102 66	241N10266	241G10266
4» - 3»	102 80	241N10280	241G10280

Reducer femelle-male adaptor



Nominal size	Thread	Black	Galvanised
		Reference	Reference
1/4" - 1/8"	8 - 5	246N85	246G85
3/8" - 1/4"	12 - 8	246N128	246G128
1/2" - 1/4"	15 - 8	246N158	246G158
1/2" - 3/8"	15 - 12	246N1512	246G1512
3/4" - 3/8"	20 - 12	246N2012	246G2012
3/4" - 1/2"	20 - 15	246N2015	246G2015
1" - 1/2"	26 - 15	246N2615	246G2615
1" - 3/4"	26 - 20	246N2620	246G2620
1"1/4 - 1/2"	33 - 15	246N3315	246G3315
1"1/4 - 3/4"	33 - 20	246N3320	246G3320
1"1/4 - 1"	33 - 26	246N3326	246G3326
1"1/2 - 3/4"	40 - 20	246N4020	246G4020
1"1/2 - 1"	40 - 26	246N4026	246G4026
1"1/2 - 1"1/4	40 - 33	246N4033	246G4033
2" - 1"	50 - 26	246N5026	246G5026
2" - 1"1/4	50 - 33	246N5033	246G5033
2" - 1"1/2	50 - 40	246N5040	246G5040
2"1/2 - 1"1/4	66 - 40	246N6640	246G6640
2"1/2 - 2"	66 - 50	246N6650	246G6650
3" - 2"	80 - 50	246N8050	246G8050
3" - 2"1/2	80 - 66	246N8066	246G8066



MALLEABLE IRON

Also available in Stainless steel



MALLEABLE IRON

Also available in Stainless steel

Hexagon nipple

Nominal size	Black	Galvanised
	Reference	Reference
1/8"	280N05	280G05
1/4"	280N08	280G08
3/8"	280N12	280G12
1/2"	280N15	280G15
3/4"	280N20	280G20
1"	280N26	280G26
1"1/4	280N33	280G33
1"1/2	280N40	280G40
2"	280N50	280G50
2"1/2	280N66	280G66
3"	280N80	280G80
4"	280N102	280G102



MALLEABLE IRON

Also available in Stainless steel

Hexagon back nut

Nominal size	Black	Galvanised
	Reference	Reference
1/4"	312N08	312G08
3/8"	312N12	312G12
1/2"	312N15	312G15
3/4"	312N20	312G20
1"	312N26	312G26
1"1/4	312N33	312G33
1"1/2	312N40	312G40
2"	312N50	312G50



MALLEABLE IRON

Also available in Stainless steel

Blank plug

Nominal size	Black	Galvanised
	Reference	Reference
1/8"	290N05	290G05
1/4"	290N08	290G08
3/8"	290N12	290G12
1/2"	290N15	290G15
3/4"	290N20	290G20
1"	290N26	290G26
1"1/4	290N33	290G33
1"1/2	290N40	290G40
2"	290N50	290G50
2"1/2	290N66	290G66
3"	290N80	290G80
4"	290N102	290G102



Blank cap



Nominal size	Black	Galvanised
	Reference	Reference
1/8"	300N05	300G05
1/4"	300N08	300G08
3/8"	300N12	300G12
1/2"	300N15	300G15
3/4"	300N20	300G20
1"	300N26	300G26
1"1/4	300N33	300G33
1"1/2	300N40	300G40
2"	300N50	300G50
2"1/2	300N66	300G66
3"	300N80	300G80
4"	300N102	300G102



MALLEABLE IRON

Also available in Stainless steel

Union with flat gasket female - female



Nominal size	Black	Galvanised
	Reference	Reference
1/4"	330N08	330G08
3/8"	330N12	330G12
1/2"	330N15	330G15
3/4"	330N20	330G20
1"	330N26	330G26
1"1/4	330N33	330G33
1"1/2	330N40	330G40
2"	330N50	330G50
2"1/2	330N66	330G66
3"	330N80	330G80
4"	330N102	330G102



MALLEABLE IRON

Also available in Stainless steel

Union with flat gasket male - female



Nominal size	Black	Galvanised
	Reference	Reference
3/8"	331N12	331G12
1/2"	331N15	331G15
3/4"	331N20	331G20
1"	331N26	331G26
1"1/4	331N33	331G33
1"1/2	331N40	331G40
2"	331N50	331G50
2"1/2	331N66	331G66
3"	331N80	331G80



MALLEABLE IRON

Also available in Stainless steel



MALLEABLE IRON

Also available in Stainless steel

> Union cone seated female - female

Nominal size	Black	Galvanised
	Reference	Reference
1/8"	340N05	340G05
1/4"	340N08	340G08
3/8"	340N12	340G12
1/2"	340N15	340G15
3/4"	340N20	340G20
1"	340N26	340G26
1"1/4	340N33	340G33
1"1/2	340N40	340G40
2"	340N50	340G50
2"1/2	340N66	340G66
3"	340N80	340G80
4"	340N102	340G102



MALLEABLE IRON

Also available in Stainless steel

> Union cone seated male - female

Nominal size	Black	Galvanised
	Reference	Reference
1/4"	341N08	341G08
3/8"	341N12	341G12
1/2"	341N15	341G15
3/4"	341N20	341G20
1"	341N26	341G26
1"1/4	341N33	341G33
1"1/2	341N40	341G40
2"	341N50	341G50
2"1/2	341N66	341G66
3"	341N80	341G80
4"	341N102	341G102



MALLEABLE IRON

Also available in Stainless steel

> Reducing male-female

Nominal size	Black	Galvanised
	Reference	Reference
1/4"	529N08	529G08
3/8"	529N12	529G12
1/2"	529N15	529G15
3/4"	529N20	529G20
1"	529N26	529G26
1"1/4	529N33	529G33
1"1/2	529N40	529G40
2"	529N50	529G50





> Washgun



CDG75B

Description	Thread	Reference
Blue - Brass	Female 1/2"	CDG75B
Blue - Plated brass	Female 1/2"	CDG75BC
Blue - Stainless steel	Female 1/2"	CDG75SS
Blue - PVC	Female 1/2"	CDG75PP
Blue - Brass with trigger protection	Female 1/2"	CDG75BPG
Black - High pressure - Brass with trigger protection	Female 1/2"	CDG75NPG
Red - High temperature - Stainless steel with trigger protection	Female 1/2"	CDG75RPG



CDG75BPG



CDG75NPG



CDG75RPG



CDG75BC & CDG75SS

> Brass chrome valve female/female BSP



BRASS

Diameter	Thread	PN	Reference
DN08	1/4"	PN25	BBV025
DN10	3/8"	PN25	BBV038
DN15	1/2"	PN25	BBV050
DN19	3/4"	PN25	BBV075
DN25	1"	PN25	BBV100
DN32	1"1/4	PN20	BBV125
DN38	1"1/2	PN20	BBV150
DN50	2"	PN16	BBV200
DN65	2"1/2	PN10	BBV250
DN80	3"	PN10	BBV300
DN100	4"	PN10	BBV400

! Male/Female and male/male available upon request.



Gate valve female/female BSP PN10/16



FEMALE/FEMALE		
Nominal size	Thread	Reference
DN08	1/4"	60-08
DN10	3/8"	60-12
DN15	1/2"	60-15
DN19	3/4"	60-20
DN25	1"	60-26
DN32	1"1/4	60-33
DN38	1"1/2	60-40
DN50	2"	60-50
DN65	2"1/2	60-66
DN75	3"	60-80
DN100	4"	60-102



BRASS

Safety whipcheck



For diameter	Reference
DN8 - DN15	CHAUSS815
DN15 - DN25	CHAUS1525
DN25 - DN45	CHAUS2545
DN30 - DN50	CHAUS3050
DN60 - DN80	CHAUSS60-80
DN80 - DN100	CHAUSS80-100
DN100 - DN140	CHAUSS100-140



STEEL

Safety whipcheck cable - Hose to hose type



For diameter	Length	Reference
DN15 - DN50	500mm	WCB1
DN20 - DN50	450mm	WCB2
DN20 - DN50	600mm	WCB3
DN50 - DN100	900mm	WCA2



STEEL

Safety whipcheck cable - Hose to hose type



For diameter	Length	Reference
DN15 - DN50	500mm	WCS1
DN20 - DN50	450mm	WCS2
DN20 - DN50	600mm	WCS3
DN50 - DN100	900mm	WCS4



STAINLESS STEEL



Non-return valve female/female BSP



BRASS

Without gasket.

Nominal size	Thread	Reference
DN10	3/8"	EU0.375
DN15	1/2"	EU0.5
DN20	3/4"	EU0.75
DN25	1"	EU1.00
DN32	1"1/4	EU1.25
DN38	1"1/2	EU1.50
DN50	2"	EU2.0
DN65	2"1/2	EU2.50
DN80	3"	EU3.0
DN100	4"	EU4.0

! Stainless steel valve.



BRASS

Nominal size	Thread	Reference
DN10	3/8"	70-12
DN15	1/2"	70-15
DN20	3/4"	70-20
DN25	1"	70-26
DN32	1"1/4	70-33
DN38	1"1/2	70-40
DN50	2"	70-50
DN65	2"1/2	70-66
DN80	3"	70-80
DN100	4"	70-102

! Nylon valve.



BRASS

Nominal size	Thread	Reference
DN10	3/8"	72-12
DN15	1/2"	72-15
DN20	3/4"	72-20
DN25	1"	72-26
DN32	1"1/4	72-33
DN38	1"1/2	72-40
DN50	2"	72-50
DN65	2"1/2	72-66
DN80	3"	72-80
DN100	4"	72-102

! Nylon valve + Stainless steel strainer.



Strainer with plastic male thread



Nominal size	Thread	Reference
DN10	3/8"	71-12
DN15	1/2"	71-15
DN20	3/4"	71-20
DN25	1"	71-26
DN32	1"1/4	71-33
DN38	1"1/2	71-40
DN50	2"	71-50
DN65	2"1/2	71-66
DN80	3"	71-80
DN100	4"	71-102



STAINLESS STEEL

! Stainless steel strainer.

Tin can strainer



Nominal size	Reference
1"	TS100
1"1/2	TS150
2"	TS200
2"1/2	TS250
3"	TS300
4"	TS400
6"	TS600
8"	TS800



STEEL

Fixed flange coupling with serrated tail without collar



Flange nominal size	Coupling nominal size	PN	Reference
DN25	25mm	10/40	100FPMS
DN32	32mm	10/40	125FPMS
DN40	38mm	10/40	150FPMS
DN50	51mm	10/40	200FPMS
DN65	63mm	10/16	250FPMS
DN80	76mm	10/16	300FPMS
DN100	100mm	10/16	400FPMS
DN125	125mm	10/16	500FPMS
DN150	150mm	10/16	600FPMS



STEEL

THAT'S NOT ALL !

These items are available upon request as well.



Instantaneous



Metal Hoses



PTFE Hoses



Swivel joint

General terms and conditions

1. Application

1.1. These conditions apply to all goods supplied by Pathel UK Limited ("Pathel UK" or the "Seller") and any purchaser of goods from Pathel UK, including any servant, agent or contractor acting on its behalf where the context permits (the "Buyer").

1.2. The Buyer is deemed to have read and agreed those Conditions prior to the placing of any order.

1.3. These Conditions shall apply in place of and prevail over any terms or conditions contained or referred to in the Buyer's order or in correspondence or elsewhere or implied by trade custom practice or course of dealing unless specifically agreed to in writing by a Director or other authorised representative of Pathel UK and any purported provisions to the contrary are hereby excluded or extinguished.

2. Acceptance and quotations

2.1. Acceptance by Pathel UK of an order from the Buyer is confirmation of the Buyer's irrevocable order and may only be modified by the Buyer in the event or error in interpretation of quantities or products by Pathel UK and Pathel UK reserves the right to withdraw or revise the quotation at any time prior to the supply of the goods.

2.2. If any such error were to occur, Pathel UK shall be advised by the Buyer within 7 days of the date of the acceptance document.

3. Prices

3.1. The prices payable for the goods shall be those shown on the invoice which shall be based upon Pathel UK's list price for the goods.

3.2. Unless otherwise specified, VAT and any other tax or duties payable by the Buyer shall be added to the price.

4. Terms of Payment

4.1. Unless stated otherwise and agreed in writing by Pathel UK, all goods shall be invoiced and paid for in Pounds Sterling. Payment shall be made by such means as Pathel UK may from time to time direct.

4.2. Unless stated otherwise and agreed in writing by Pathel UK, payment of invoices shall be made in full without any deduction or set-off on or before the due date of payment.

4.3. Any extension of credit allowed to the Buyer may be changed or withdrawn at any time.

4.4. Pathel UK reserves the right to charge interest at a rate of 7% per annum above the base rate from time to time of the Bank of England, on all overdue amounts from the due date for payment thereof until receipt by Pathel UK of the full amount whether or not after judgement.

5. Delivery

5.1. Delivery dates mentioned in any quotation or elsewhere are estimates. Such dates are not of any contractual effect.

5.2. Pathel UK is not liable for any loss, damage or delay occasioned to the Buyer or its customers arising from late or non-delivery of the goods.

5.3. Late delivery or non-delivery does not vary these conditions or relieve the Buyer from its obligations to accept or pay for goods.

5.4. Delivery shall be at the premises Pathel UK or any of its subsidiary notified to the Buyer unless otherwise stipulated or agreed by Pathel UK. Unless the Buyer instructs otherwise, Pathel UK will arrange carriage and insurance to the Buyer's premises at the Buyer's risk and the Buyer shall reimburse to

Pathel UK all sums expended by it in this connection upon payment by the Buyer for the goods in question.

5.5. Pathel UK may deliver the goods by portion at its option, unless otherwise agreed in writing by Pathel UK.

5.6. Where Pathel UK delivers by portion, Pathel UK may issue invoices to the Buyer pro rata with such deliveries.

5.7. If the Buyer refuses or fails to take delivery of goods tendered in accordance with the contract or fails to take any action necessary on its part for delivery or shipment of the goods, Pathel UK shall be entitled to store the goods in such manner as it deems fit at the cost of the Buyer, to dispose of the goods as Pathel UK may determine, and to recover from the Buyer any loss and additional costs incurred as a result of such refusal or failure, or to terminate the contract with immediate effect.

6. Risk

Notwithstanding Condition 5 and Condition 7, risk shall pass on delivery to the Buyer, its agent or representative (including third party carrier) at the premises of Pathel UK.

7. Title to goods

7.1. Notwithstanding delivery and the passing of risk, property in all or any goods supplied by Pathel UK shall remain in Pathel UK until Pathel UK receives payment in full by or on behalf of the Buyer of all sums in respect of the goods and all other sums which are or which become due to Pathel UK from the Buyer on any account whatsoever. Property in the goods shall pass to the Buyer at the time when such payment is received from the Buyer by Pathel UK (and not earlier).

7.2. Until property in the goods passes to the Buyer, the Buyer shall be the bailee of the goods for Pathel UK and shall store the goods securely safely and separately from the Buyer's own goods or those of any other person and in a manner which makes them readily identifiable as the property of Pathel UK. The Buyer shall ensure that the goods can be identified by a reference to corresponding invoice numbers. Pathel UK's consent to the Buyer's possession of the goods and any right the Buyer shall have to possession of the goods shall cease if any sum in respect of the goods is not paid to Pathel UK by or on behalf of the Buyer on or before the date when it is due.

7.3. Subject to the law, the Buyer grants to Pathel UK its agents and employees an irrevocable licence to enter upon any premises where the goods are stored or where Pathel UK reasonably believes them to be stored for the purpose of inspecting or recovering them.

7.4. Upon any resale of the goods by the Buyer

7.4.1. Pathel UK reserves the right to trace the full proceeds of the sale; and

7.4.2. The Buyer must account to Pathel UK for such proceeds of sale and Pathel UK may recover from such proceeds of sale any moneys then owing to Pathel UK on any account whatsoever; and

7.4.3. Subject to the law, Pathel UK reserves the right enter upon any premises for the purpose of repossessing the goods and the Buyer grants Pathel UK a licence to enter such premises for the purpose of exercising such right

7.5. Pathel UK shall be entitled to recover payment for the goods notwithstanding that ownership of any of the goods has not passed from Pathel UK.

8. Variations

Pathel UK shall supply the goods subject to availability and shall be deemed to have fulfilled its contractual obligations in respect of any delivery, even though the quantity may be less

than the quantity specified in the quotation. In such event at Pathel UK's option:

8.1. the Buyer shall pay for the actual quantity delivered provided that, in the case of discrepancies between the quantity delivered and the quantity specified in the invoice, the Buyer notifies Pathel UK of a claim within 7 days of receipt of the goods; or

8.2. Pathel UK may make good any shortage or non-delivery.

9. Limitation of Liability

9.1. The following provisions set out the entire liability of Pathel UK (including any liability for the acts or omissions of its employees, agents and sub-contractors) to the Buyer in respect of:

9.1.1. any breach of these terms and conditions; and

9.1.2. any representation, statement or tortious act or omission including negligence arising under or in connection with the contract.

9.2. All warranties, conditions and other terms implied by statute or common law (save for the conditions implied by section 12 of the Sale of Goods Act 1979) are excluded from the contract.

9.3. Nothing in these terms and conditions excludes or limits the liability of Pathel UK for death or personal injury caused by Pathel UK's negligence or fraudulent misrepresentation.

9.4. Subject to conditions 9.2 and 9.3:

9.4.1. Pathel UK's total liability in contract, tort (including negligence or breach of statutory duty), misrepresentation or otherwise, arising in connection with the performance or contemplated performance of a Contract shall be limited to the price paid by the Buyer for the item or items which have given rise to the liability and the price of any parts supplied by Pathel UK which have been rendered defective as a result of the failure of the item giving rise to the liability. Alternatively, Pathel UK at its option may replace or provide replacement parts for any goods found to be damaged or defective or rendered defective as stated above or give credit for the contract price of such goods to the Buyer provided they have been returned to Pathel UK; and

9.4.2. Pathel UK shall not be liable to the Buyer by reason of any representation or any implied warranty, condition or other term or any duty at law or under the express terms of this Contract for any indirect or consequential loss or damage (whether for loss of business or otherwise), loss of profit, costs, expenses or other claims for consequential compensation whatsoever (whether or not caused by the negligence of Pathel UK, its employees, agents or sub-contractors) which arise out of or in connection with a contract.

9.4.3. Pathel UK shall not be liable to the Buyer for defects in or damage to the goods caused by fair wear and tear, abnormal conditions of storage, fitting, installation, or use or any act, neglect or default of the Buyer or of any third party (including but not limited to use in circumstances and situations for which the goods are not suited)

9.5. The Buyer shall indemnify Pathel UK against all liability, actions, proceedings, costs, claims, damages or demands in any way connected with a contract or goods supplied under a contract brought or threatened to be brought against Pathel UK by any third party except to the extent Pathel UK is liable to the Buyer in accordance with these terms and conditions.

9.6. In respect of warranties:

9.6.1. Pathel UK will use its reasonable endeavours to obtain for the Buyer the benefit of any undertakings warranties or indemnities which may be available from manufacturers of the goods.

9.6.2. Subject to Condition 9.3.1 and to the extent permissible in law, all conditions, warranties and representations expressed

or implied by statute, common law or otherwise in relation to the goods are hereby excluded and Pathel UK shall be under no liability to the Buyer for any loss, damage or injury direct or indirect resulting from defective material, faulty workmanship or otherwise howsoever arising and whether or not caused by the negligence of Pathel UK its employees or agents.

9.7. Pathel UK's prices are determined on the basis of the limits of liability set out in this Condition.

10. Packaging

10.1. Unless agreed in writing by Pathel UK, the Buyer shall meet the cost of any special packaging requested by the Buyer.

10.2. Pathel UK shall be entitled to invoice the Buyer for the cost of all pallets and other returnable packaging materials unless the same are returned to Pathel UK in good condition or replaced carriage paid within 60 days of the date of delivery.

10.3. If required by the Buyer and upon specific written agreement between the parties, Pathel UK can also offer premium packaging services

11. Licence and Costs

If any licence or consent of any Government or other authority shall be required for the acquisition, import, carriage or use of the goods by the Buyer, the Buyer shall obtain such licence or consent at its own expense and if necessary produce evidence of the licence or consent to Pathel UK on demand. Failure so to do shall not entitle the Buyer to withhold or delay payment of the price. Any additional expenses or charges incurred by Pathel UK resulting from such failure shall be for the Buyer's account.

12. Force Majeure

Pathel UK shall not be liable to the Buyer for any loss or damage which may be suffered by the Buyer as a direct or indirect result of the supply of goods by Pathel UK being prevented, hindered, delayed or rendered uneconomic by reason of circumstances or events beyond Pathel UK's reasonable control including but not limited to Act of God, war, riot, strike, lock-out, trade dispute or labour disturbance, accident, breakdown of plant or machinery, fire, flood, storm, difficulty or increased expense in obtaining workmen, goods, materials or of raw materials therefor by Pathel UK's normal source of supply or the manufacture of the goods, by Pathel UK's normal means of delivery of goods or by Pathel UK's normal route or means of delivery.

13. Choice of Law

13.1. The formation, construction, performance, validity and all aspects of this contract are governed by English law.

13.2. The Buyer and Pathel UK agree that all dispute arising between them shall be submitted to the courts of England and Wales.

14. Consumers

These terms and conditions are intended for sales between Pathel UK and another business and do not apply to sales made to consumers (as such term is defined in the Unfair Contract Terms Act 1977).

CONTACT US

BY EMAIL

mark.rimmer@pathel.com
sales@pathel.com

BY PHONE

01772 283499

IN PERSON

Pathel UK Ltd.
Unit 3F Eaton Point
Matrix Park
Eaton Avenue
Buckshaw
LANCASHIRE PR7 7NA



P A T H E L
I N D U S T R I E

Couplings & Accessories • Stainless steel hoses • Technical hoses

www.pathel.co.uk

Siège social PATHEL :

13, rue Jacquard - 69680 Chassieu FRANCE
Tél. : 04.72.74.14.19 - Fax. : 04.72.75.93.98
Mail : info@pathel.com

PATHEL UK :

Unit 3F Eaton Point - Matrix Park - Eaton Avenue -
Buckshaw - LANCASHIRE PR7 7NA
Phone : 01772 283499
Mail : sales@pathel.com